

FUJITSU GENERAL LIMITED

1116, Suenaga, Takatsu-ku, Kawasaki 213-8502, Japan

FUJITSU GENERAL (INDIA) PRIVATE LIMITED

REGISTERED OFFICE: 1st Floor, 10/26, 80th Street, 18th Avenue Ashok Nagar, Chennai, Tamil Nadu - 600 083.
 web: www.fujitsu-general.com/g-in | e-mail: info@fujitsu-general.com | CIN - U31100TN2018FTC126102.

SERVICE: SOUTH: Bengaluru: 080 4092 6531 / 6538, 97413 37111 | Bhubaneswar: 94372 53566 | Cochin: 0484 4011623, 90482 20228
 Chennai/Puducherry: 98419 33250 | Coimbatore & Madurai: 98422 60111 | Hyderabad: 99633 44277 | Vijayawada: 0866 6460278 / 3074029, 99493 68627
NORTH: Chandigarh: 0172 5087288, 98151 92456 | Delhi: 011 43127777, 88008 98454 | Ghaziabad: 0120 4291121, 88008 98435
 Jaipur: 01414012684, 99296 55225 | Jamshedpur: 88722 19700 / 94315 67563 | Lucknow (U.P.): 0522 4006879, 77060 04008 | Ludhiana: 96464 85500
WEST: Mumbai: 022 42455300 / 5302, 89760 38396 / Ahmedabad/Surat/Gandhinagar: 079 - 40058991, 80000 79746 | Nagpur: 98817 46855
 Pune/Goa: 98231 90967 | Indore: 99260 01437 / MP: Bhopal: 99934 43691 | Raipur: 75818 10189 **EAST:** Patna: 93049 15264 | Kolkata: 033 40060794, 83350 41629.

BRANCH OFFICE: SOUTH: Bengaluru: 080 40916531 / 6538 | North Karnataka, Mysore: 98868 13315 | Mangalore, Udupi: 96206 16156 | Kochi: 0484 4011623
 South, Central Kerala: 98478 16888 | North Kerala: 97451 33366 | Tamil Nadu: Chennai: 044 43402318 | Coimbatore: 96009 23533 | Madurai: 99655 84673
 Trichy: 98424 42308 | Puducherry, Vellore: 96558 81357 | Hyderabad: 91777 70217, 83740 00839, 99663 92525 | Vijayawada: 98491 69474
NORTH: Delhi: 011 43127777 | Greater Punjab (Himachal Pradesh, J&K, Haryana, Chandigarh & Punjab): 0172 5087288 / 7289 / 7290 | Himachal Pradesh,
 Chandigarh: 99888 04181 | J&K: 70065 11743 | Punjab, Amritsar, Jalandhar, Ludhiana: 98723 40369 | Lucknow: 0522 4006879 | Lucknow, Kanpur: 99563 93026
 Allahabad, Varanasi: 63941 22678 | Ghaziabad: 0120 4291121 | Jaipur: 0141 4012684 | **WEST:** Mumbai: 022 42455300 / 5302, 99207 96009, 98676 02424
 Thane, Navi Mumbai: 99208 66201 | Pune: 98909 43139 | North Maharashtra, Marathwada: 82750 10518 | Nagpur: 98238 67510 |
 South Maharashtra & Goa: 98225 62769 | Ahmedabad: 079 27467991 / 2891 40058991, 88663 72678, 97129 05541 | Saurashtra: 97129 46960 |
 Surat, Baroda: 98258 76503 | Indore: 99264 01789 | Bhopal: 98267 55562 | Raipur: 81090 19220 **EAST:** Kolkata: 90889 09099, 78900 06294
 Bhubaneswar: 78730 78714 | Ranchi: 97095 55113 | Patna: 88774 77555

All India Customer Care 1860 2081 007 customercare.india@fujitsu-general.com

For Authorised Dealers only 1860 258 3133 dealercalls@fujitsu-general.com

Whatsapp Call Registration 6379 881 007

Website www.fujitsu-general.com/g-in

Follow us on [f](#) [i](#) [t](#) [fujitsu.general.India](#)

[in](#) [fujitsugeneralindia](#) [fujitsu general India](#)

General Air Conditioner Customer App [Download on the App Store](#) [GET IT ON Google Play](#)

We have not authorised any e-commerce website to sell our products.

To dispose e-waste through an authorized recycler call us at 1860 2081 007.

FUJITSU GENERAL

TROPICAL COOLING REDEFINED



2020



Extreme Cooling | Extreme Airflow | Extreme Voltages
 Extreme Efficiency | Extreme Durability

GENERAL
 AIR CONDITIONERS
 The Extreme Machine

101917 - March 2020

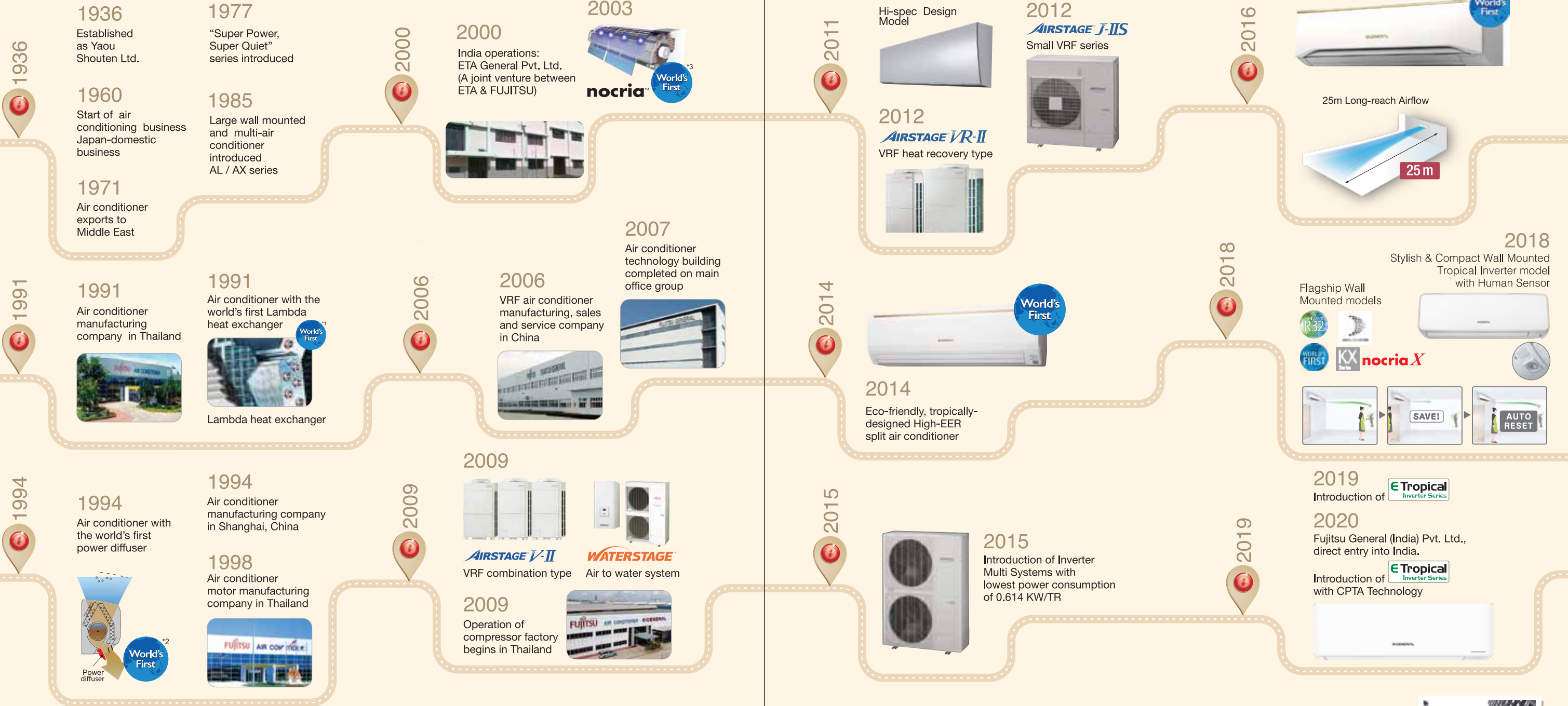


Presenting tropically designed air-conditioners that cool under extreme temperatures. Even at 55°C.

Not just that, they cool even at extremely low and high voltages, and yes, they are built to last longer.



JOURNEY SO FAR Since 1936



High Quality Development & Production Environment



JAPAN Head Office R&D Center



Fujitsu General (Shanghai) Co. Ltd.



F.G.L.S. Electric Co. Ltd



Fujitsu General Central Air Conditioner (Wuxi) Co. Ltd.



Fujitsu General (Thailand) Co. Ltd.



New Engineering and R&D Centre in Thailand



Fujitsu General Solution Centre "THE AIRSTAGE"

Overseas Air Conditioning Business since 1971

- *1..Announced 1991. In room air conditioner for the home (our company's investigation)
- *2..Announced 1994. In room air conditioner for the home (our company's investigation)
- *3..Announced 2002. In room air conditioner for the home (our company's investigation)

CREATION OF COMFORT

Fujitsu General creates high-quality and environment-friendly products that provide good comfort in accordance with our vision to 'Create a comfortable Environment' by utilizing air conditioning technology and creativity we have fostered over many years.

High Quality Development and Production Environment

The Headquarter & R&D Centre is equipped with a wide range of testing equipment envisioning a variety of operating conditions. This includes a testing tower with a 60m height difference for buildings. We provide high quality and reliable products that meet the customer's needs from all over the world through 5 advanced R&D centres and 6 production companies.



R&D Center and 60m Height Difference Testing Tower

Advanced Research Facility and Equipment

Performance Testing



Air Volume Measurement Room

Measure air volumes of the air conditioners from compact RAC models to VRF.



Calorimeter

Measure the cooling/heating capacity by measuring the inlet and outlet temperatures, humidity, and air volume of the air conditioner.



Silent Room

Measure the operating sounds of air conditioners with the sound reflection-proof walls and ceiling.

Reliability Testing



Constant Temperature Room

Check on the product performance in cooling/heating operation under the various temperature and humidity conditions.



Practical Test Room

Check on whether the air conditioners performance under actual house conditions is sustainable.



Shower Test Room

Check on whether the electrical box of the outdoor unit is protected by rain waters with typhoon like wind.

Transportation & Handling



Compressibility testing




Vibration testing

60 m Height Difference Testing Tower

Objective is to confirm oil circulation of compressor for reliability

Testing Laboratory

Fujitsu General EMC Laboratory Limited



HIGH QUALITY ASSURANCE PRODUCT QUALITY ASSURANCE

All Fujitsu General factories have acquired ISO 9001 and have built a quality control system common around the world. High quality products are offered to all over the world based on stringent quality inspections.

Certifications

ISO

ISO14001 is the standard defined by the International Organization for Standardization (ISO) related to environmental management systems. Fujitsu General America, Inc. has been acknowledged by an internationally accredited compliance organization as having an appropriate program of environmental protection procedures and activities to meet the requirements of ISO14001. The air conditioners manufactured by Fujitsu have received ISO9001 series certification for quality assurance.

RoHS Compliant



Fujitsu participates in the RoHS Directive, which is the Restriction of Hazardous Substances in electrical and electronic equipment. It is an EU directive intended to protect the environment by forcing manufacturers to eliminate or severely curtail the use of cadmium, hexavalent chromium, and lead in all products from automobiles to consumer electronics.

Receiving inspection

Parts procurement requires a supplier's test report. European regulation RoHS inspection is also performed by a special in-house test department. Total number inspection is performed especially on main parts to remove defective products.

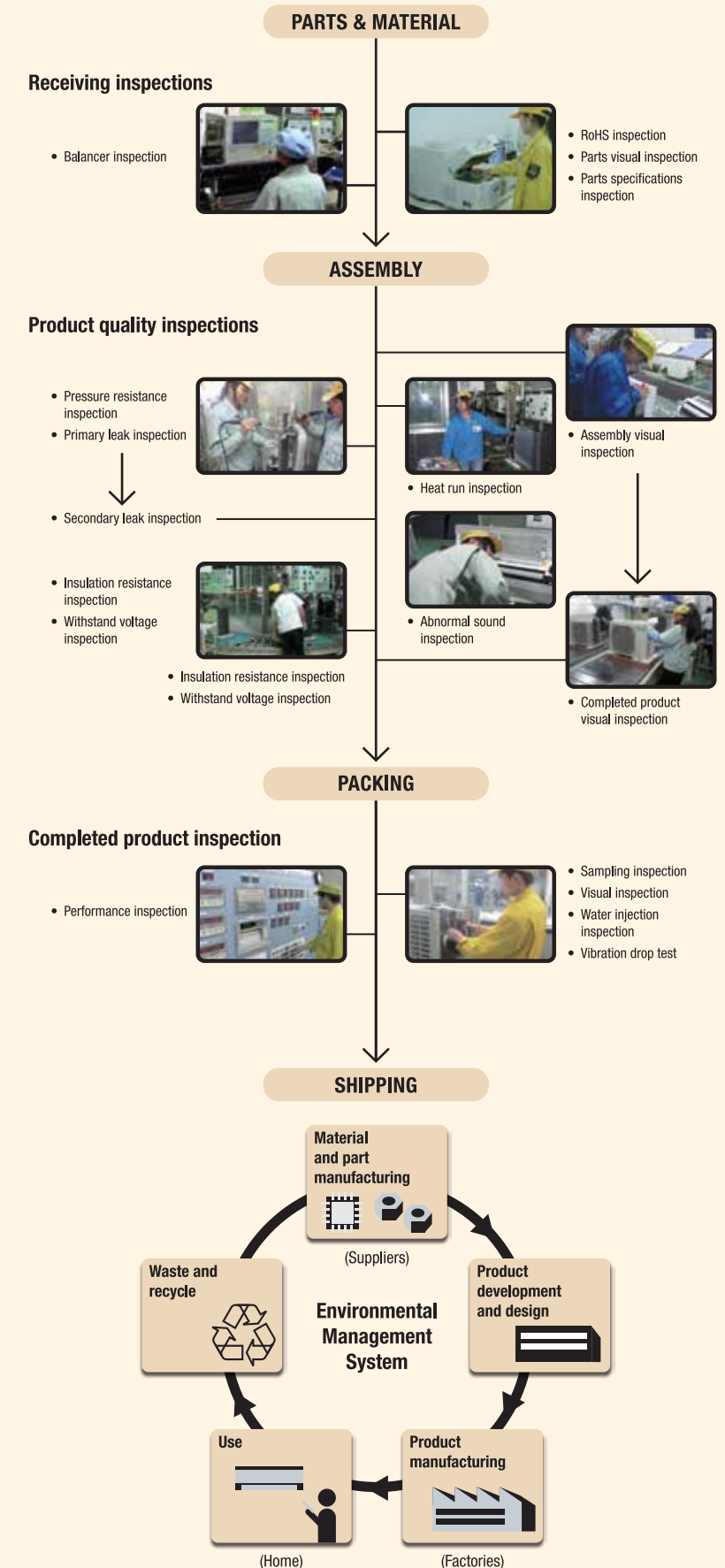
Stringent product quality inspection

Stringent quality inspection is carried out at all production processes. High quality is maintained by stringent checks by inspectors and repetitive inspections.



Environmental Management System


The Fujitsu General Group strives for business activities that achieve harmony between contributing to protecting the global environment and company activities while making environmental protection activities, an important issue in company management. The Fujitsu General Group is working to improve its environment friendliness by building an Environmental Management System (EMS)-taking environmental protection measures throughout the product life cycle of materials procurement, product development and design, manufacturing, and recycling; and by taking the environment into consideration during business activities such as saving energy, resources and reducing waste.



TROPICAL INNOVATION Series

Powerful and beautiful! new large wall mounted Split AC!

Luxurious & Elegant Design



ASGA18FUTC-B / ASGA24FUTD-B / ASGA24FUTC-B / ASGA30FUTC-B / ASGA30FUTD-B / ASGA36FUTC-B

New Design



Golden Ornament



Dual Suction Intake Design




Trimmed Edge Design

Possible to cool every corner of a big room immediately.

New Technology

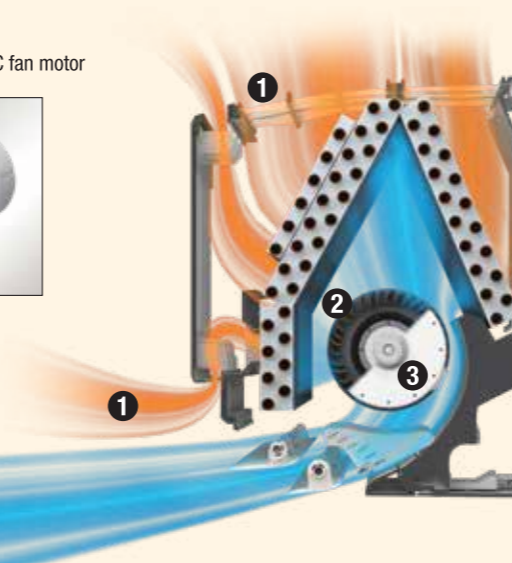
2 New long cross-flow fan



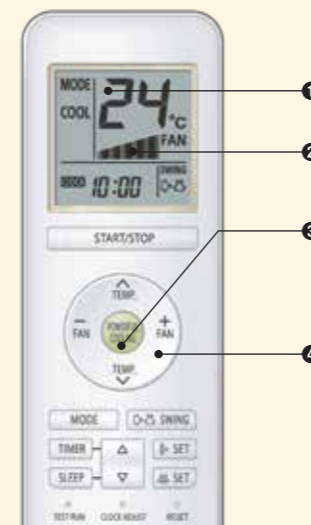
3 High output DC fan motor



- Dual Suction
- Optimized Airflow Design



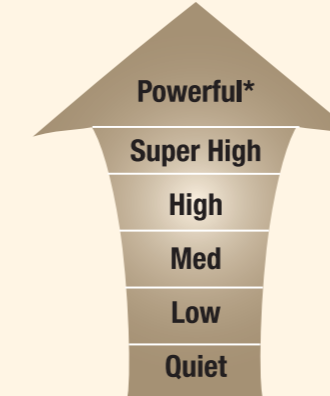
Powerful mode is more power-up!



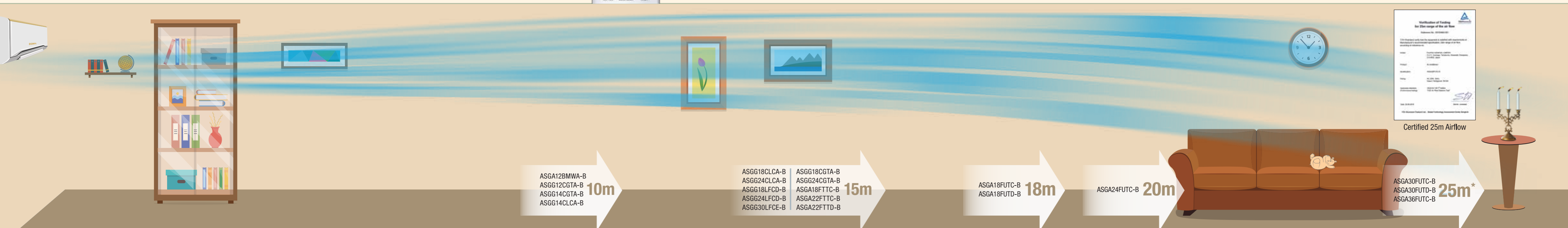
- 1 Large display
- 2 Easy to operate new square design
- 3 One touch powerful cooling mode
- 4 Easy to use large cursor key

5 speed + Powerful cooling mode

6 Speed Fan Control



*One touch powerful cooling mode: Continuous operation for 30 minutes at maximum air volume



ASGA12BMWA-B
ASGG12CGTA-B
ASGG14CGTA-B
ASGG14CLCA-B
10m

ASGG18CLCA-B
ASGG24CLCA-B
ASGG18LFCD-B
ASGG24LFCD-B
ASGG30LFCE-B
ASGG18CGTA-B
ASGG24CGTA-B
ASGA18FTTC-B
ASGA22FTTC-B
ASGA22FTTD-B
15m

ASGA18FUTC-B
ASGA18FUTD-B
18m

ASGA24FUTC-B
20m

ASGA30FUTC-B
ASGA30FUTD-B
ASGA36FUTC-B
25m*

Powerful cooling even in extreme temperatures

Powerful Cooling

The tropical design of the product enables powerful cooling even at high ambient temperature of 52°C.



Hyper Tropical Compressor



Tropical Product Design



Eco-friendly Refrigerant

Further improved energy saving performance

High energy saving


Top class EER by large heat exchanger, new efficient compressor, large propeller fan and new efficient technology.



Large heat exchanger



Large propeller fan



Super protection

Blue fin & corrugated fin protect against sand, rust and salty air

EXPERIENCE THE COOLING EVEN
25 METRES* AWAY

Comfort

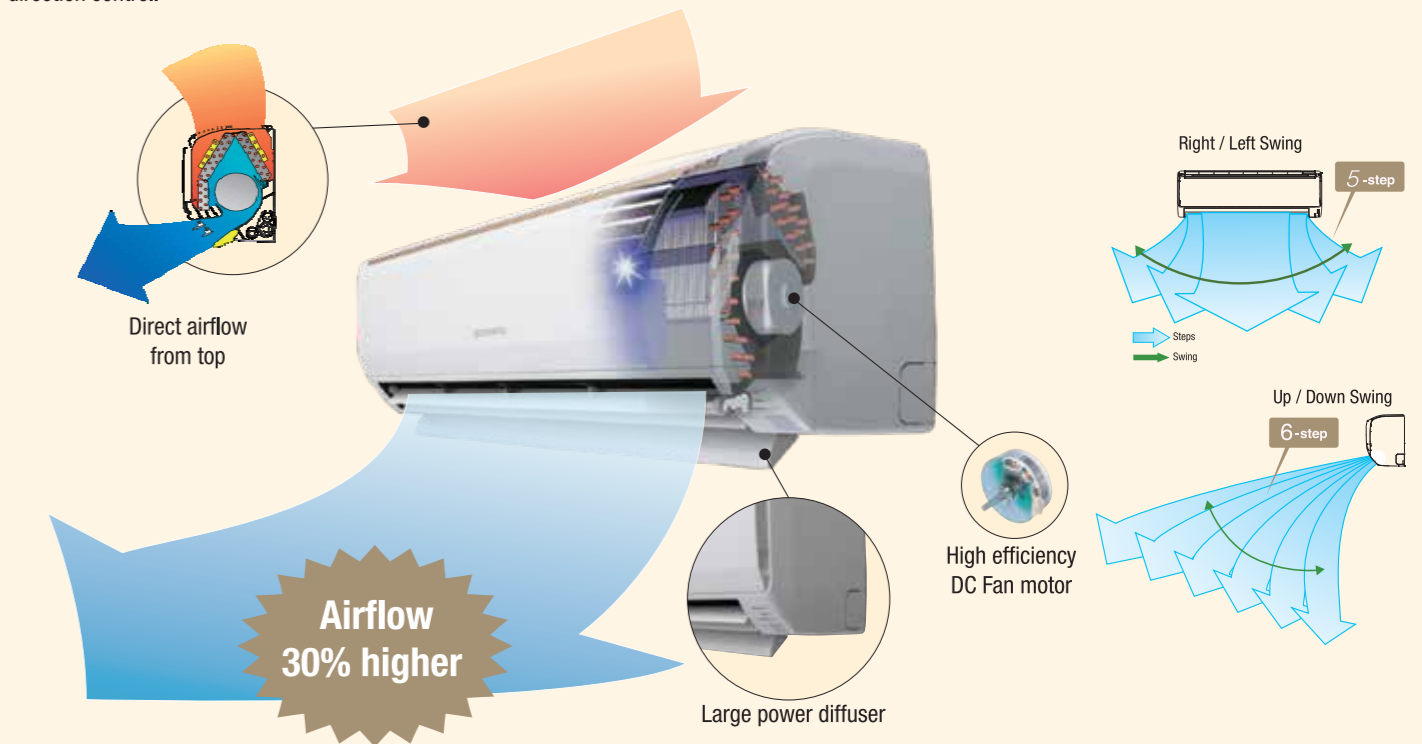
With advanced airflow technology, General provides powerful airflow and better air distribution for corner to corner cooling. This is enabled by:

Large Power Diffuser

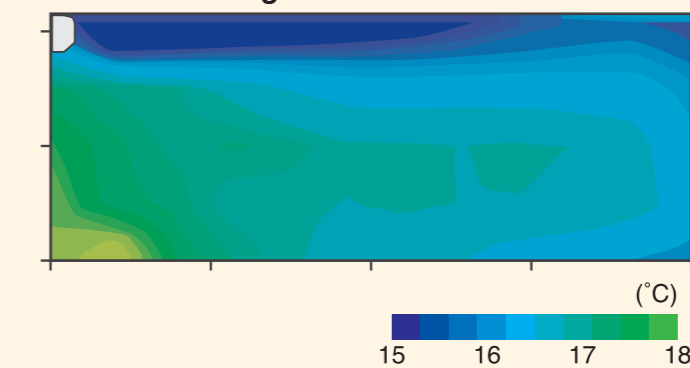
The cold air discharged is directed upward by the specially designed large power diffuser, which achieves the Coanda airflow along the ceiling, producing long reach airflow.

3D Double Auto Swing

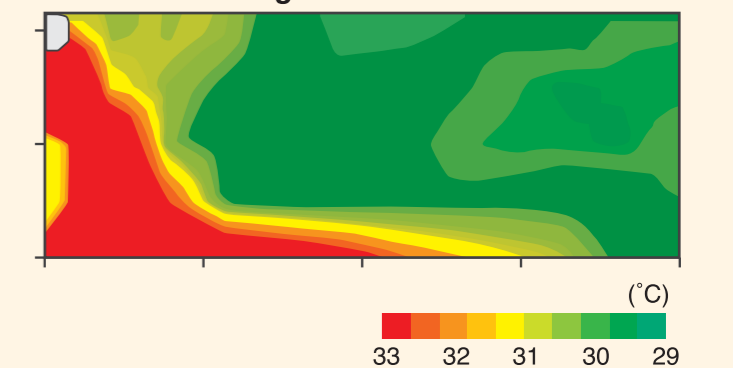
A combination of right/left and up/down directional swing allows 3-dimensional air direction control with 30 unique configurations which enables precision wind direction control.



Cooling: Horizontal Airflow




Heating: Vertical Airflow



Cooling: Healthy Horizontal Airflow

Cold air is discharged upward by the Coanda effect (discharge along a surface) and it is delivered far away along the ceiling. Cool air reaches every part of even a large room.

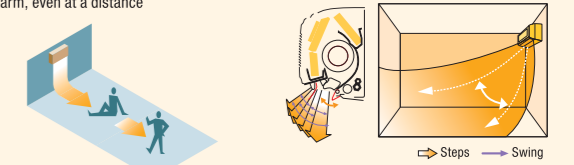
- Healthy because air does not cool the feet
- Comfortable because the occupants are not directly exposed to the airflow
- Cool air reaches a long distance



Heating: Powerful Vertical Airflow

Wide down flow New arrangement heat exchanger and large diameter long fan placement provides optimum balance. Every part of even a large room is comfortable.

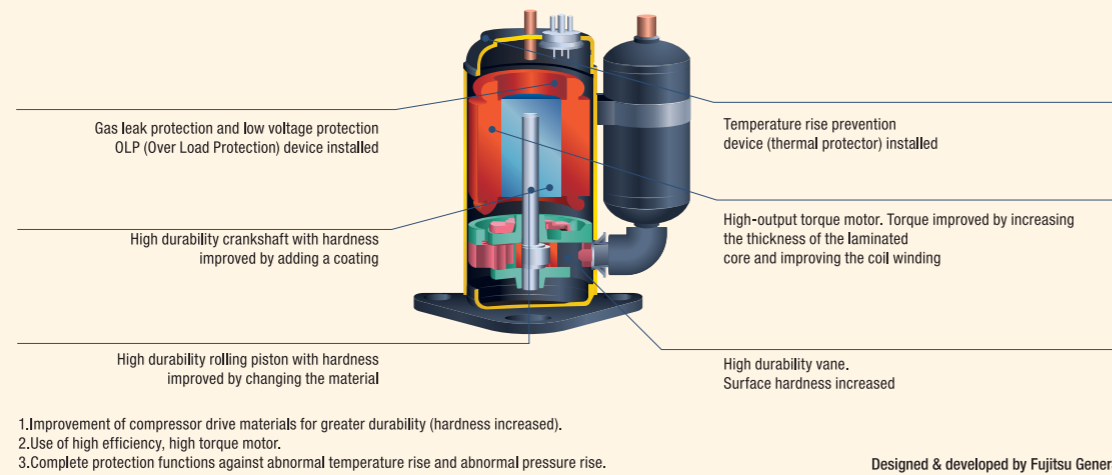
- Comfortable because it is warm at the feet
- Comfortable because the occupants are not directly exposed to the airflow
- It is warm, even at a distance



Hyper Tropical Spec


- Super eco-friendly**
Compressor based on Eco-friendly R410A refrigerant designed for higher ambient temperature of 52°C.
- Super powerful**
10% more capacity than old models under overload condition
- Super low voltage operation**
Our Hyper Tropical Compressor can be operated even at a low voltage.
- Super Hi-EER**
5-10% higher than our old model.
- Super quiet**
Reduces the noise level by about 3dB at 220V operation.

New Hyper Tropical Rotary Compressor



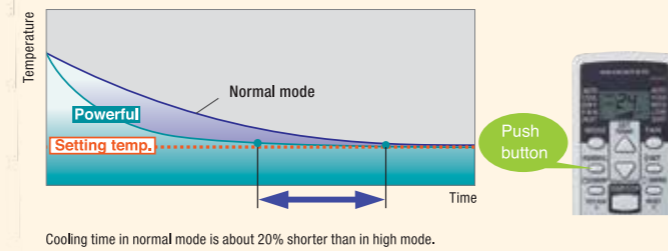
Powerful Heating

High heating capacity is realized even at low outdoor temperature by mounting a large heat exchanger and large DC rotary compressor along with a high performance inverter PCB.



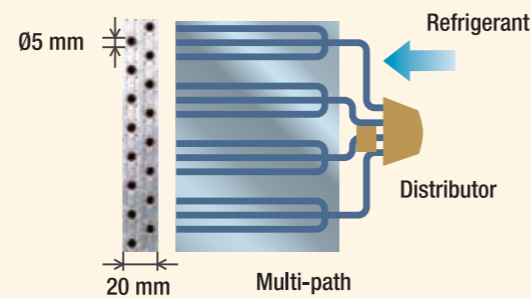
Powerful Operation

Twenty minutes of continuous operation by maximising airflow and at maximum compressor speed allows the temperature to reach optimum levels. Rapid cooling and heating makes the room comfortable quickly.



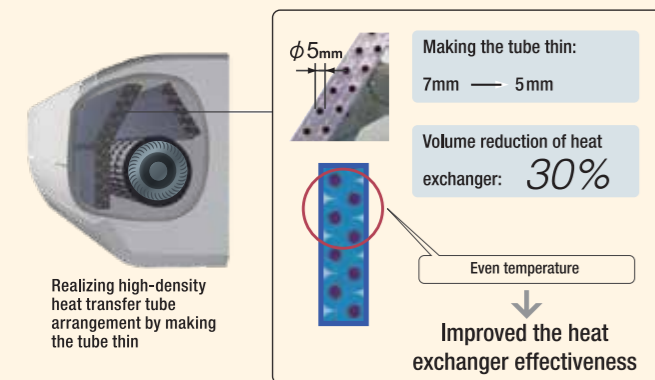
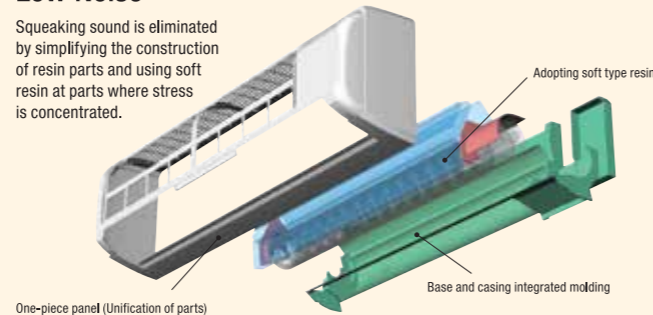
High Density Multi-Path Heat Exchanger

Heat exchange performance is substantially improved by the thin high-density heat exchanger and multi-path efficiency technology. High performance grooved piping with expanded heat exchanger area is used for better heat transfer.



Low Noise

Squeaking sound is eliminated by simplifying the construction of resin parts and using soft resin at parts where stress is concentrated.



Least Deration Effect

General Air Conditioners are designed to perform at ambient conditions as high as 55°C. Housed in larger outdoor units, the machines carry high BTU hyper-tropical compressors with large copper heat exchangers and large propeller fans to ensure powerful cooling.


Powerful and Compact Design

Though the indoor unit is compact, it features a large, high pressure cross fan (107mm diameter) in a centre mounted configuration and a Lambda Type Heat Exchanger to provide plenty of power. The extra long diffuser provides a wide outflow opening for air. This ensures a large air outflow volume over a wide area to cool or heat all areas of the room.

High efficiency BLDC Motor

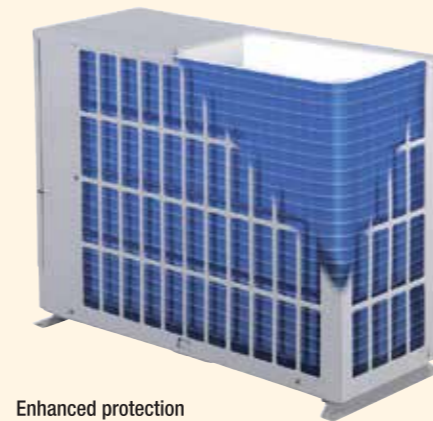
DC fan motor produces high power, wide operation range, and high efficiency.

- 20% increase in motor efficiency
- 20% lesser vibration
- Lower noise



Blue Fin Condenser for long life

Adoption of cobalt blue coating for the fins in the heat exchanger provides protection against rust and salt damage.



High Air Quality

Perfect comfort is ensured by the removal of dust, odour and bacteria in the air. Intake of fresh air, and other clean air conditioning technologies always takes health into consideration. Mildew resistant filter prevents mould formation in the indoor unit.



Simple and compact design fits any interior decor

Large Outdoor Fan

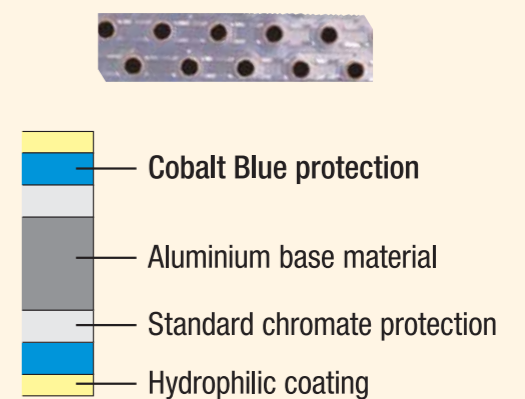
Large fan with powerful motor at high CFM for better heat transfer.



Corrosion Resistant Outdoor Units

These outdoor units are built heavier with corrosion-resistant materials to make it long-lasting, sturdier and also quieter at the same time. These units can withstand 1,000 hours of salt spray test, as per procedure ASTM B117.

Anti-Corrosion Treated Fin



Pursuit of Seasonal Efficiency

In over 90% of actual operation time, air conditioners are operated at partial capacity instead of rated capacity. We focused on high seasonal efficiency with an all DC inverter control and high efficiency technology.

What is an INVERTER air conditioner ?

INVERTER is an equipment that controls the electrical voltage, current and frequency of the compressor motor in an air conditioner.

An INVERTER air conditioner changes the speed of the compressor by varying the frequency of the power supply to give superior cooling, ranging from high to low.

When an INVERTER air conditioner is started, the compressor runs at high speed for quick cooling. But once the set temperature is reached, the INVERTER air conditioner enters an 'energy saving mode' by reducing the compressor speed. Thus, effectively reducing its power in order to save energy.

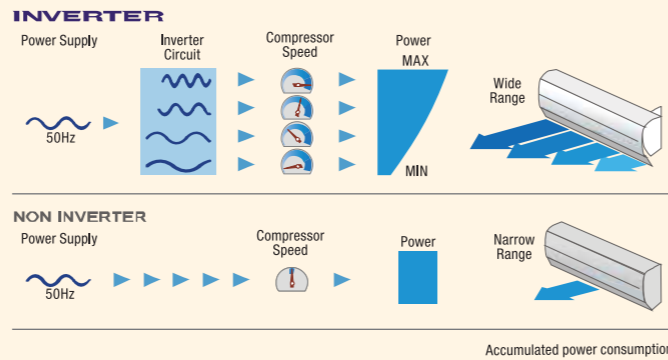
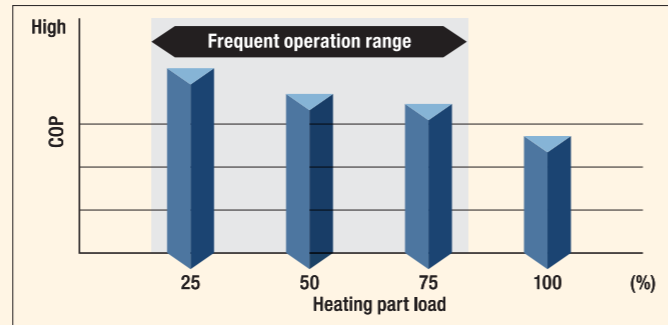
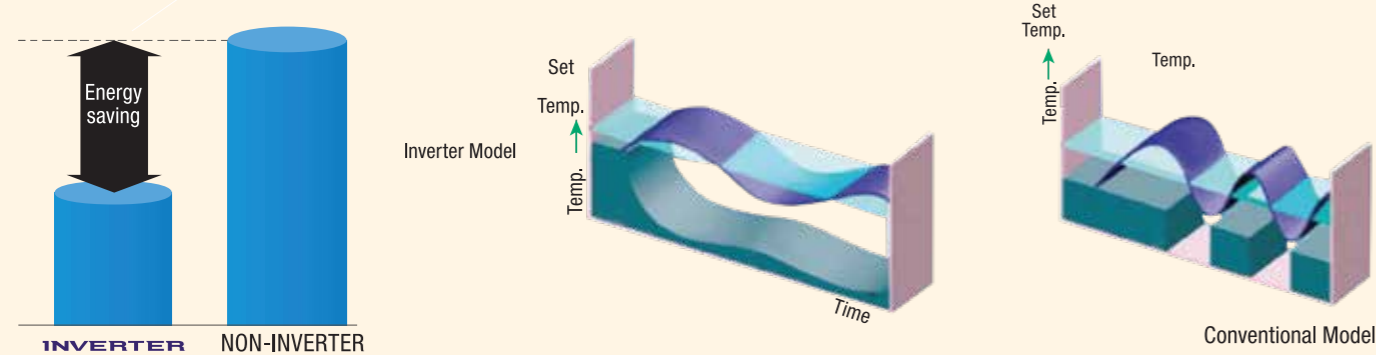
Full Inverter Technology

General Inverter Air conditioners are built with compressors with advanced frequency modulation technology that run at speeds as low as 16% to as high as 120% when quick cooling is required, and consume less power under part load conditions.

Comfort Cooling with Full Inverter Technology


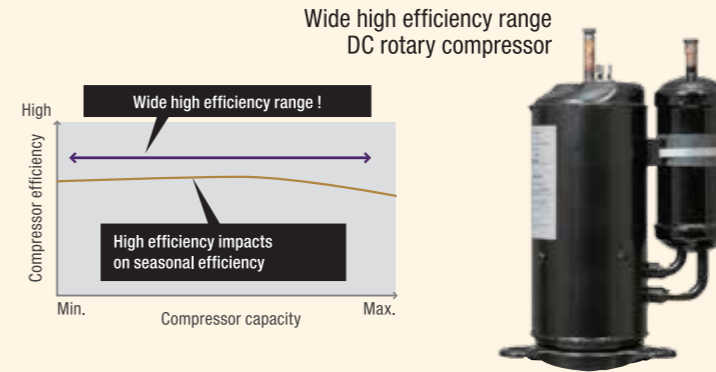
It also reduces loss by adjusting the current waveform to a better sine waveform. This promotes the effective use of the input power supply to attain high performance.

Faster Cooling



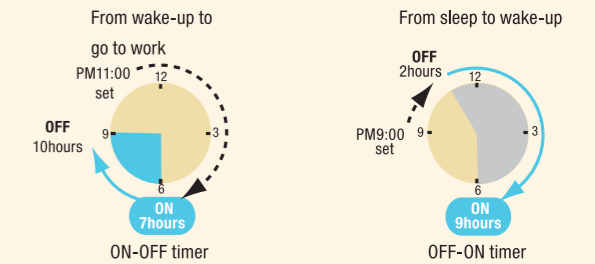
ALL DC Saves Energy Throughout the Year

By making all the motors DC, electricity loss is decreased and power consumption is substantially reduced. In addition, high-speed fan motor rotation is possible, heat exchange efficiency is increased and annual power consumption amount is saved by increasing the airflow.



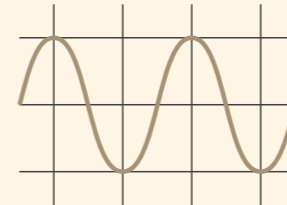
More Convenient Timer

You can set a program timer ON-OFF or OFF-ON timer that's suitable for your lifestyle (Setting time: 0.5, 1, 1.5, 2, --- 9.5, 10, 11, 12 hours)



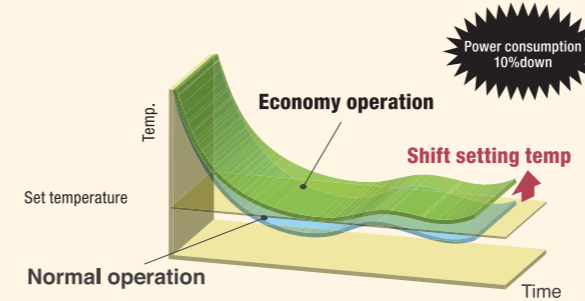
Sine-wave DC Inverter Control

High efficiency operation is realized by using a sine wave DC inverter control.



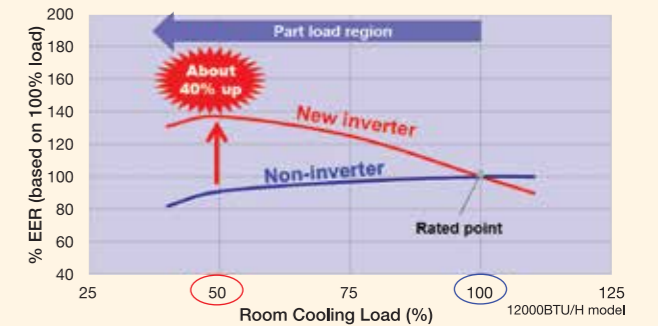
Economy Operation

Economy operation is for energy saving. As the set temperature of the indoor unit is shifted by 1°C, the load on the outdoor unit is minimised thus saving power by 10%.



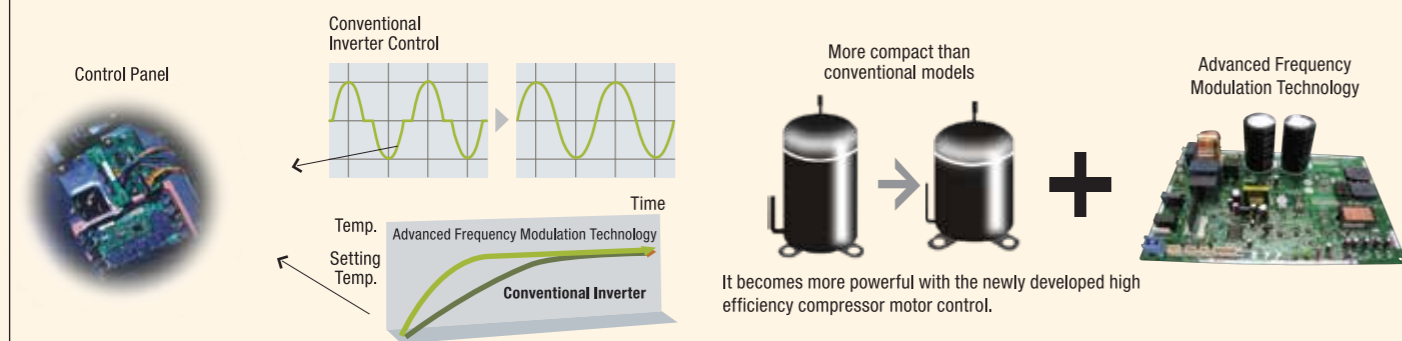
Part Load Efficiency

More power saving can be achieved by using Inverters as they operate under part-load condition most of the time.



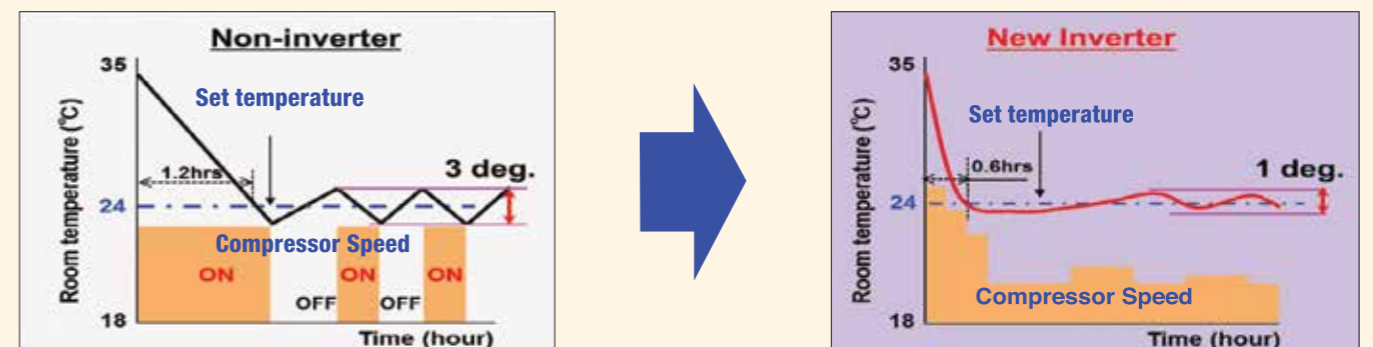
Advanced Frequency Modulation Technology

Advanced Frequency Modulation Technology reduces the effects of magnetic flux and increases the maximum speed and efficiency of the compressor by vector control technology. With this technology, further miniaturization, higher efficiency and better performance is attained.



Faster Cooling and Comfort Control

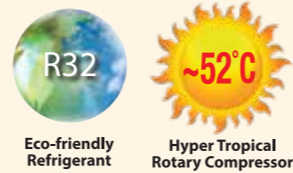
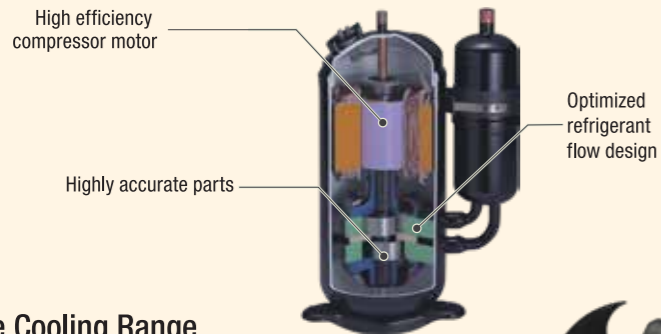
Inverter ACs take half the time to reach the set temperature and precise control of room temperature is also attained.



Starting point: Set temperature: 24°C, Operation Time: 3 hours, Room Inside: 35°C, Outdoor: 35°C (For 12000BTU/Hr model)

Hyper Tropical DC Rotary Compressor (CGTA-B)

The high efficiency DC inverter type rotary compressor is used in our product range. It has achieved higher full load and part load energy efficiency compared to similar compressors by adopting full inverter technology.



Extreme Cooling Range

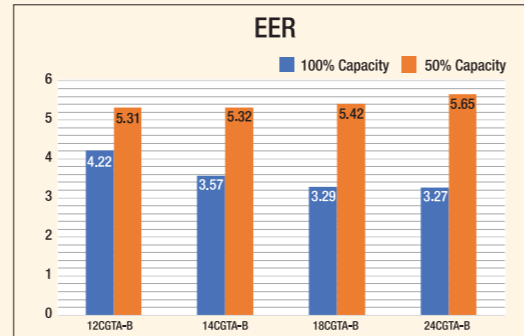
0.26	Model ASGG12CGTA-B	1.20 Ton
0.26	Model ASGG14CGTA-B	1.30 Ton
0.26	Model ASGG18CGTA-B	1.60 Ton
0.30	Model ASGG24CGTA-B	2.30 Ton

Min - Max

5.12 ISEER

Tomahawk Fan Design
Noise Reduction & Optimal Airflow

Highest Partload Efficiency



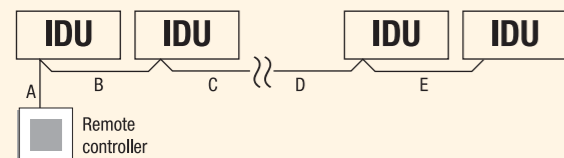
Stylish and Compact design

Top class high efficiency is achieved by high efficient lambda heat exchanger, large cross flow fan and new refrigerant.

- Hybrid-heat exchanger**
The heat exchange efficiency has been significantly improved with the large hybrid heat exchanger, attaining the top-level ISEER.
- φ107 Large cross-flow fan**
With the large-diameter fan, efficient air volume can be obtained at low power.
- Energy saving by Human Sensor**
Human sensor catches movements of people in a room, and operates with lower capacity when people leave the room. When people come back to the room, it automatically returns to previous operating mode.

Group Control System

A number of indoor units can be operated at the same time using a single remote controller. When connecting different types of indoor units (such as wall mounted, cassette, duct or other types), some functions may be restricted. Connect multiple indoor units in a system.



A, B, C, D, E: Remote controller cable.
A+B+C+D+E ≤ 500m

Group Control Remote



The cable size needs to be changed depending on the total wiring length.

Total wiring length of remote controller cable (A+B+C+D+E)	Cross section of cable
≤ 500m	0.3~1.25 mm ²

Cooling Power for Tropical Application (CPTA Technology)

Operation in High Ambient Temperature

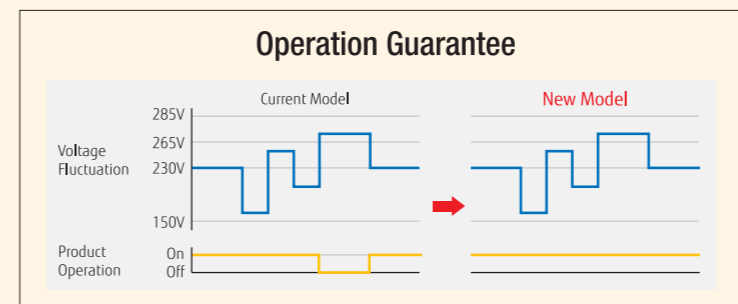
The air conditioners are tropically designed to cool even under extremely high ambient temperature upto 55°C.



Extreme voltage range



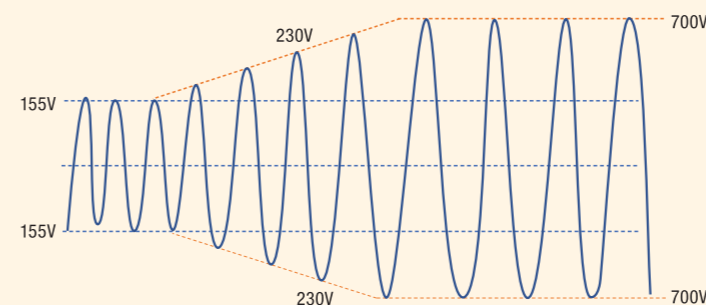
It can be operated under unstable power supply condition as low as 155V and as high as 280V



The upper limit of the operating voltage range was further increased to match the Indian power situation with large voltage fluctuations. Not affected by the voltage fluctuation than current models.


Surge Voltage Protection

The newly developed general PCB is designed to withstand surge voltage upto 700V. The design is highly robust.



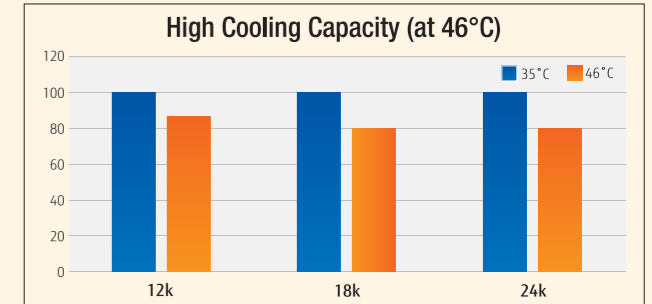
Anti-corrosion Heat Exchanger (Blue Fin)

Improved corrosion resistance and longer life of heat exchanger by blue fin treatment of the outdoor unit heat exchanger

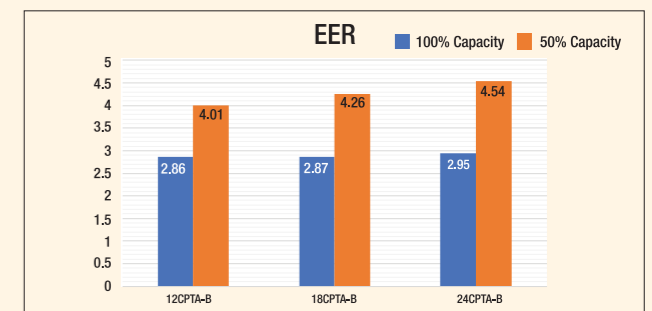


Over 80% cooling even at 46°C


The ACs designed to deliver cooling over 80% of its rated capacity even at 46°C which means low derating effect.



Part Load Efficiency for CPTA



High Reliability System High Durability PCB



Silicon coating on PCB protects from dust, dirt, water and humidity.

Anti-corrosion Copper Heat Exchanger




Indoor Unit Anti-corrosion Coating prevents refrigerant leak by coating the heat exchanger with an epoxy resin.

- Cobalt Blue protection
- Aluminium base material
- Standard chromate protection
- Hydrophilic coating

EFFICIENT & TROPICAL INVERTER



EXTREME COOLING | EXTREME VOLTAGES | EXTREME EFFICIENCY



Cooling ASGG12CGTA-B / ASGG14CGTA-B / ASGG18CGTA-B / ASGG24CGTA-B



Human sensor **Wide Voltage Range** **Ambient Operating Range**

Min. 155V **New model** Max. 265V

Cooling **52°C**
18°C

Group Controller (Optional)

Wide range of cooling – Full Inverter Technology

PARAMETERS	UNITS	ASGG12CGTA-B	ASGG14CGTA-B	ASGG18CGTA-B	ASGG24CGTA-B
Wide Cooling Range (Min~Max)	kW	0.9~4.1	0.9~4.5	0.9~5.6	1.1~8.0

TECHNICAL SPECIFICATIONS	PARAMETERS	UNITS	ASGG12CGTA-B	ASGG14CGTA-B	ASGG18CGTA-B	ASGG24CGTA-B
	ISEER Star Rating	-	5	5	5	5
	Tonnage	TR	1.0	1.2	1.5	2
	Power Supply	Ph-Hz-V	1φ-50-230			
	Running Current	A	4.3	5.3	7.3	9.4
	*Standard Cooling at 100% Capacity	W	3400 (900~4100)	4200 (900~4500)	5200 (900~5600)	7000 (1100~8000)
	Standard Cooling at 50% Capacity	W	1700	2100	2600	3500
	Power Consumption at 100% Capacity	W	805	1175	1580	2140
	Power Consumption at 50% Capacity	W	320	395	480	620
	EER at 100% capacity	W/W	4.22	3.57	3.29	3.27
	EER at 50% capacity	W/W	5.31	5.32	5.42	5.65
	Rated ISEER	-	5.12	4.75	4.61	4.7
	Electricity Consumption per Annum	kWh	514	685	873	1154
Moisture Removal	l/h	1.8	2.1	1.9	2.7	
Indoor Airflow Volume-High	m³/h	700	770	880	1170	
Indoor Airflow Distance	m	10	10	15	15	
Indoor Unit Dimensions HxWxD	mm	270x834x215	270x834x215	270x834x239	280x980x240	
Indoor Unit Net Weight	kg	10	10	11	12.5	
Outdoor Unit Dimensions HxWxD	mm	542x799x290	542x799x290	542x799x290	716x820x315	
Outdoor Unit Net Weight	kg	31	32	41	41	
Indoor Noise Level (Quiet)	dB(A)	19	20	28	29	
Outdoor Noise Level	dB(A)	50	50	52	54	
Outdoor Fan Diameter	mm	400	400	400	440	
Outdoor Air Circulation	m³/h	1680	1680	1830	3240	
Connection Pipe (Gas, Liquid)	inch	3/8, 1/4	3/8, 1/4	1/2, 1/4	1/2, 1/4	
	mm	9.52, 6.35	9.52, 6.35	12.70, 6.35	12.70, 6.35	
Pipe Length Min~Max (Precharged)	m	3~15 (7.5)	3~15 (7.5)	3~20 (15)	3~30 (15)	
Max Height Difference	m	15	15	15	25	
Max Operating Temperature	°C	52°C	52°C	52°C	52°C	
Refrigerant Type	-	R32	R32	R32	R32	
Compressor Type	-	Hyper Tropical Rotary	Hyper Tropical Rotary	Hyper Tropical Rotary	Hyper Tropical Twin Rotary	
Evaporator & Condenser Type	-	Copper	Copper	Copper	Copper	

*Specifications, design and features are subject to change without prior notice for further development. The above models conform to energy labelling as per BEE regulation. Specifications are based on the following conditions. Cooling : Indoor temperature of 27°CDB / 19°CWB, and outdoor temperature of 35°CDB / 24°CWB. Pipe length : 5.0 m. Voltage : 230 [V]. Piping can be extended to above length for full efficiency with additional charge of gas and above 10mts/15 mts/20mts as per installation manual. The noise level is the value when measured in an anechoic room.

HYPER TROPICAL INVERTER



EXTREME COOLING | EXTREME VOLTAGES | COMPACT DESIGN



Cooling ASGG14CLCA-B / ASGG18CLCA-B / ASGG24CLCA-B



Wide Voltage Range **15m Long-reach Airflow** **Ambient Operating Range**

Min. 155V **New model** Max. 265V

Cooling **52°C**
18°C

Wide range of cooling – Full Inverter Technology

PARAMETERS	UNITS	ASGG14CLCA-B	ASGG18CLCA-B	ASGG24CLCA-B
Wide Cooling Range (Min~Max)	kW	0.8~4.15	0.9~5.45	0.9~7.75

TECHNICAL SPECIFICATIONS	PARAMETERS	UNITS	ASGG14CLCA-B	ASGG18CLCA-B	ASGG24CLCA-B
	ISEER Star Rating	-	4	4	3
	Tonnage	TR	1.2	1.5	2.0
	Power Supply	Ph-Hz-V	1φ-50-230		
	Running Current	A	5.3	7.5	11.4
	Standard Cooling at 100% Capacity	W	4000 (800~4150)	5200 (900~5450)	7100 (900~7750)
	Standard Cooling at 50% Capacity	W	2000	2600	3550
	Power Consumption at 100% Capacity	W	1100	1680	2570
	Power Consumption at 50% Capacity	W	430	550	750
	EER at 100% capacity	W/W	3.64	3.10	2.76
	EER at 50% capacity	W/W	4.65	4.73	4.73
	Rated ISEER	-	4.45	4.17	3.95
	Electricity Consumption per Annum	kWh	696	965	1390
Moisture Removal	l/hr	1.3	1.9	3.1	
Indoor Airflow Volume-High	m³/hr	880	975	1035	
Indoor Airflow Distance	m	10	15	15	
Indoor Unit Dimensions HxWxD	mm	293x790x249	293x790x249	293x790x249	
Indoor Unit Net Weight	kg	9.5	9.5	9.5	
Outdoor Unit Dimensions HxWxD	mm	541x663x290	542x799x290	632x799x293	
Outdoor Unit Net Weight	kg	25	31	38	
Indoor Noise Level (Quiet)	dB(A)	32	34	34	
Outdoor Noise Level	dB(A)	51	53	55	
Outdoor Fan Diameter	mm	400	400	440	
Outdoor Air Circulation	m³/hr	1805	1830	2885	
Connection Pipe (Gas, Liquid)	inch	3/8, 1/4	3/8, 1/4	1/2, 1/4	
	mm	9.52, 6.35	9.52, 6.35	12.70, 6.35	
Pipe Length Min~Max (precharged)	m	3~15 (15)	3~15 (15)	3~15 (25)	
Max Height Difference	m	15	15	25	
Max Operating Temperature	°C	52°C	52°C	52°C	
Refrigerant Type	-	R32	R32	R32	
Compressor Type	-	Hyper Tropical Rotary	Hyper Tropical Twin Rotary	Hyper Tropical Twin Rotary	
Evaporator & Condenser Type	-	Copper	Copper	Copper	


*Specifications, design and features are subject to change without prior notice for further development. The above models conform to energy labelling as per BEE regulation. Specifications are based on the following conditions. Cooling : Indoor temperature of 27°CDB / 19°CWB, and outdoor temperature of 35°CDB / 24°CWB. Pipe length : 5.0 m. Voltage : 230 [V]. Piping can be extended to above length for full efficiency with additional charge of gas and above 10mts/15 mts/20mts as per installation manual. The noise level is the value when measured in an anechoic room.

NEW

HYPER TROPICAL INVERTER WITH CPTA TECHNOLOGY



EXTREME COOLING | EXTREME VOLTAGE



Cooling ASGG12CPTA-B / ASGG18CPTA-B / ASGG24CPTA-B



Voltage Surge

Surge Voltage Protection 700V

Blue Fin Condenser

Wide Voltage Range

Min. 155V ← New model → Max. 280V

Ambient Operating Range

Wide range of cooling – Full Inverter Technology

PARAMETERS	UNITS	ASGG12CPTA-B	ASGG18CPTA-B	ASGG24CPTA-B
Wide Cooling Range (Min~Max)	kW	0.84~3.54	1.32~5.39	1.76~7.04

PARAMETERS	UNITS	ASGG12CPTA-B	ASGG18CPTA-B	ASGG24CPTA-B
ISEER Star Rating	-	3	3	3
Tonnage	TR	1	1.5	2
Power Supply	Ph-Hz-V	1φ-50-230		
Running Current	A	5.5	8.5	10.6
Standard Cooling at 100% Capacity	W	3370 (840~3540)	5280 (1320~5390)	7040 (1760~7040)
Standard Cooling at 50% Capacity	W	1685	2640	3520
Power Consumption at 100% Capacity	W	1180	1840	2390
Power Consumption at 50% Capacity	W	420	620	775
EER at 100% capacity	W/W	2.86	2.87	2.95
EER at 50% capacity	W/W	4.01	4.26	4.54
Rated ISEER	-	3.68	3.81	3.99
Electricity Consumption per Annum	kWh	709	1074	1367
Moisture Removal	l/hr	1.5	1.9	2.7
Indoor Airflow Volume - Powerful**	m³/hr	600	990	1240
Indoor Airflow Distance	m	10	15	15
Indoor Unit Dimensions HxWxD	mm	270x784x224	270x834x239	280x980x240
Indoor Unit Net Weight	kg	8.5	11	12.5
Outdoor Unit Dimensions HxWxD	mm	541x663x290	541x663x290	632x799x290
Outdoor Unit Net Weight	kg	22	27	36
Indoor Noise Level (Quiet)	dB(A)	22	28	29
Outdoor Noise Level	dB(A)	50	51	53
Outdoor Fan Diameter	mm	400	400	440
Outdoor Air Circulation	m³/hr	1940	1680	2885
Connection Pipe (Gas, Liquid)	inch	3/8, 1/4	1/2, 1/4	1/2, 1/4
	mm	9.52, 6.35	12.70, 6.35	12.70, 6.35
Pipe Length Min~Max (Precharged)	m	3~20 (10)	3~20 (10)	3~25 (15)
Max Height Difference	m	15	15	20
Max Operating Temperature	°C	18°C ~ 55°C	18°C ~ 55°C	18°C ~ 55°C
Refrigerant Type	-	R32	R32	R32
Compressor Type	-	Hyper Tropical Rotary	Hyper Tropical Rotary	Hyper Tropical Twin Rotary
Evaporator & Condenser Type	-	Copper	Copper	Copper

*Specifications, design and features are subject to change without prior notice for further development. The above models conform to energy labelling as per BEE regulation. Specifications are based on the following conditions. Cooling : Indoor temperature of 27°CDB / 19°CWB, and outdoor temperature of 35°CDB / 24°CWB. Pipe length : 5.0 m Voltage : 230 [V]. Piping can be extended to above length for full efficiency with additional charge of gas and above 10mts/ 15 mts/20mts as per installation manual. The noise level is the value when measured in an anechoic room. ** One Touch powerful cooling mode: Continuous operation for 20 minutes at maximum air volume.

INVERTER - HOT & COLD



EXTREME EFFICIENCY



Hot & Cold ASGG18LFCD-B / ASGG24LFCD-B / ASGG30LFCE-B



Filter Features

15m Long-reach Airflow

Ambient Operating Range

Wide range of cooling & heating – Full Inverter Technology

PARAMETERS	UNITS	ASGG18LFCD-B	ASGG24LFCD-B	ASGG30LFCE-B
Wide Cooling Range (Min~Max)	kW	0.9~6.0	0.9~8.0	2.9~9.0
Wide Heating Range (Min~Max)	kW	0.9~9.1	0.9~10.6	2.2~11.0

PARAMETERS	CATEGORY	UNITS	ASGG18LFCD-B	ASGG24LFCD-B	ASGG30LFCE-B
ISEER Star Rating	-	-	5	4	4
Tonnage	-	TR	1.5	2.0	2.5
Power Supply	-	Ph-Hz-V	1φ-50-230		
Running Current	Cooling	A	6.5	10.0	10.4
	Heating	A	8.5	10.9	10.7
"Standard Cooling at 100% Capacity (Min~Max Operating Range)"	Cooling	W	5000 (900~6000)	7100 (900~8000)	7900 (2900~9000)
Standard Cooling at 50% Capacity		W	2500	3550	3950
"Standard Heating at 100% Capacity (Min~Max Operating Range)"	Heating	W	6300 (900~9100)	8000 (900~10600)	8800 (2200~11000)
Power Consumption at 100% Capacity	Cooling	W	1450	2280	2360
Power Consumption at 50% Capacity	W	W	500	720	930
Power Consumption at 100% Capacity	Heating	W	1900	2480	2440
EER at 100% Capacity	Cooling	W/W	3.45	3.11	3.35
EER at 50% Capacity	Cooling	W/W	5.00	4.93	4.25
COP	Heating	W/W	3.32	3.23	3.61
Rated ISEER	Cooling	-	4.52	4.28	4.08
Electricity Consumption per Annum	Cooling	kWh	857	1286	1499
Moisture Removal	-	l/hr	2.6	2.7	3.2
Indoor Airflow Volume-High	Cooling	m³/hr	900	1120	1120
	Heating	m³/hr	900	1120	1150
Indoor Airflow Distance	Cooling	m	15	15	15
	Heating	m	15	15	15
Indoor Unit Dimensions HxWxD	-	mm	320x998x238	320x998x238	320x998x238
Indoor Unit Net Weight	-	kg	14	14	14
Outdoor Unit Dimensions HxWxD	-	mm	620x790x290	620x790x290	830x900x330
Outdoor Unit Net Weight	-	kg	41	41	61
Indoor Noise Level (Quiet)	Cooling	dB(A)	26	32	33
	Heating	dB(A)	25	32	33
	Cooling	dB(A)	50	55	53
	Heating	dB(A)	51	56	55
Outdoor Noise Level	-	mm	415	415	440
Outdoor Fan Diameter	-	mm	415	415	440
Outdoor Air Circulation	-	m³/hr	Cooling: 2150 Heating: 2070	Cooling: 2460 Heating: 2340	Cooling: 3600 Heating: 3500
Connection Pipe (Gas, Liquid)	-	inch	1/2, 1/4	5/8, 1/4	5/8, 3/8
	-	mm	12.70, 6.35	15.88, 6.35	15.88, 9.53
Pipe Length Min~Max (precharged)	-	m	3~25 (15)	3~25 (15)	3~50 (20)
Max Height Difference	-	m	20	20	30
Operating Temperature	Cooling	°C	-10°C~46°C	-10°C~46°C	-10°C~46°C
	Heating	°C	-15°C~24°C	-15°C~24°C	-15°C~24°C
Refrigerant Type	-	-	R410A	R410A	R410A
Compressor Type	-	-	Twin Rotary	Twin Rotary	Twin Rotary
Evaporator & Condenser Type	-	-	Copper	Copper	Copper

*Specifications, design and features are subject to change without prior notice for further development. The above models conform to energy labelling as per BEE regulation. Specifications are based on the following conditions. Cooling : Indoor temperature of 27°CDB / 19°CWB, and outdoor temperature of 35°CDB / 24°CWB. Pipe length : 5.0 m Voltage : 230 [V]. Piping can be extended to above length for full efficiency with additional charge of gas and above 10mts/ 15 mts/20mts as per installation manual. The noise level is the value when measured in an anechoic room.

TROPICAL INNOVATION SPLIT


EXTREME COOLING | EXTREME AIRFLOW | LARGE INDOOR




Cooling ASGA18FUTC-B / ASGA18FUTD-B / ASGA24FUTC-B / ASGA30FUTC-B / ASGA30FUTD-B / ASGA36FUTC-B

25m COANDA AIRFLOW TECHNOLOGY | DUAL SUCTION INTAKE DESIGN | DOUBLE SWING AUTOMATIC - 3D | QUIET OPERATION | SELF DIAGNOSIS

Blue Fin Condenser



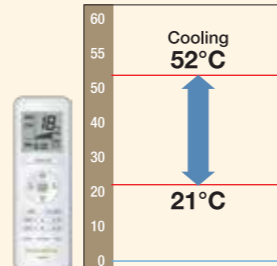
25m Long-reach Airflow



6 Speed Fan Control



Ambient Operating Range



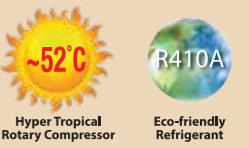
TECHNICAL SPECIFICATIONS

PARAMETERS	UNITS	ASGA18FUTC -B ASGA18FUTD -B	ASGA24FUTC-B	ASGA30FUTC-B ASGA30FUTD-B	ASGA36FUTC-B
ISEER Star Rating	-	3	3	3	NA
Tonnage	TR	1.5	2.0	2.5	3.0
Power Supply	Ph-Hz-V	1φ-50-230			
Running Current	A	6.9	9.31	10.4	14.1
Standard Cooling at 100% Capacity	W	5470	7250	8180	10580
Power Consumption at 100% Capacity	W	1560	2070	2340	3140
EER	W/W	3.51	3.5	3.50	3.37
Rated ISEER	-	3.51	3.5	3.50	NA
Electricity Consumption per Annum	kWh	1207	1603	1811	NA
Moisture Removal	l/h	1.0	2.0	2.5	4.5
Indoor Airflow Volume - Powerful	m³/h	1400	1480	1630	1630
Indoor Airflow Distance	m	18	20	25	25
Indoor Unit Dimensions HxWxD	mm	340x1150x280	340x1150x280	340x1150x280	340x1150x280
Indoor Unit Net Weight	kg	16	17	17	17
Outdoor Unit Dimensions HxWxD	mm	650x830x320	650x830x320	914x970x370	1290x900x330
Outdoor Unit Net Weight	kg	47	52	77	104
Indoor Noise Level (Quiet)	dB(A)	34	35	41	43
Outdoor Noise Level	dB(A)	53	55	54	56
Outdoor Fan Diameter	mm	440	440	560	450x2
Outdoor Air Circulation	m³/h	3320	3070	4400	5900
Connection Pipe (Gas, Liquid)	inch	5/8, 1/4	5/8, 1/4	5/8, 3/8	5/8, 3/8
	mm	15.88, 6.35	15.88, 6.35	15.88, 9.53	15.88, 9.53
Pipe Length Min~Max (Precharged)	m	3~20 (7.5)	3~20 (7.5)	3~30 (7.5)	3~50 (20)
Max Height Difference	m	8	8	15	30
Max Operating Temperature	°C	52°C	52°C	52°C	52°C
Refrigerant Type	-	R410A	R410A	R410A	R410A
Compressor Type	-	Hyper Tropical Rotary	Hyper Tropical Rotary	Hyper Tropical Scroll	Hyper Tropical Scroll
Evaporator & Condenser Type	-	Copper	Copper	Copper	Copper

*Specifications, design and features are subject to change without prior notice for further development. The above models conform to energy labelling as per BEE regulation. Specifications are based on the following conditions. Cooling : Indoor temperature of 27°CDB / 19°CWB, and outdoor temperature of 35°CDB / 24°CWB. Pipe length : 5.0 m Voltage : 230 [V]. Piping can be extended to above length for full efficiency with additional charge of gas and above 10mts/15 mts/20mts as per installation manual. The noise level is the value when measured in an anechoic room. ** One Touch powerful cooling mode: Continuous operation for 20 minutes at maximum air volume.

HYPER TROPICAL SPLIT

EXTREME COOLING



Cooling ASGA18FTTC-B / ASGA22FTTC-B / ASGA22FTTD-B


15m COANDA AIRFLOW TECHNOLOGY | MILDEW RESISTANT FILTER | DOUBLE SWING AUTOMATIC - 3D | QUIET OPERATION | SELF DIAGNOSIS

High Capacity Compressor

PARAMETERS	UNITS	ASGA18FTTC-B	ASGA22FTTC-B
Compressor Capacity	BTU/h	19,107	24,328
Machine Capacity	BTU/h	18,080	22,170

Compressor capacity higher than machine capacity ensures powerful operation at high ambient temperature.

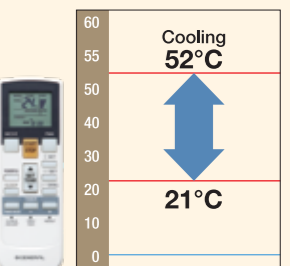
15m Long-reach Airflow



5 Speed Fan Control



Ambient Operating Range



TECHNICAL SPECIFICATIONS

PARAMETERS	UNITS	ASGA18FTTC-B	ASGA22FTTC-B ASGA22FTTD-B
ISEER Star Rating	-	3	3
Tonnage	TR	1.5	1.8
Power Supply	Ph-Hz-V	1φ-50-230	
Running Current	A	6.8	8.3
Standard Cooling at 100% Capacity	W	5300	6500
Power Consumption at 100% Capacity	W	1510	1850
EER	W/W	3.51	3.51
Rated ISEER	-	3.51	3.51
Electricity Consumption per Annum	kWh	1169	1432
Moisture Removal	l/hr	1.7	2.2
Indoor Airflow Volume-High	m³/hr	985	1120
Indoor Airflow Distance	m	15	15
Indoor Unit Dimensions HxWxD	mm	320x998x238	320x998x238
Indoor Unit Net Weight	kg	14	14
Outdoor Unit Dimensions HxWxD	mm	650x830x320	830x900x330
Outdoor Unit Net Weight	kg	51	63
Indoor Noise Level (Quiet)	dB(A)	33	35
Outdoor Noise Level	dB(A)	54	54
Outdoor Fan Diameter	mm	440	440
Outdoor Air Circulation	m³/hr	3200	3300
Connection Pipe (Gas, Liquid)	inch	5/8, 1/4	5/8, 1/4
	mm	15.88/6.35	15.88/6.35
Pipe Length Min~Max (Precharged)	m	3~20 (7.5)	3~20 (7.5)
Max Height Difference	m	8	8
Max Operating Temperature	°C	52°C	52°C
Refrigerant Type	-	R410A	R410A
Compressor Type	-	Hyper Tropical Rotary	Hyper Tropical Rotary
Evaporator & Condenser Type	-	Copper	Copper

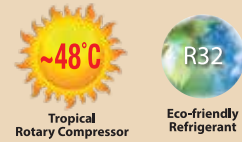
*Specifications, design and features are subject to change without prior notice for further development. The above models conform to energy labelling as per BEE regulation. Specifications are based on the following conditions. Cooling : Indoor temperature of 27°CDB / 19°CWB, and outdoor temperature of 35°CDB / 24°CWB. Pipe length : 5.0 m Voltage : 230 [V]. Piping can be extended to above length for full efficiency with additional charge of gas and above 10mts/15 mts/20mts as per installation manual. The noise level is the value when measured in an anechoic room.

ECO-FRIENDLY SPLIT

COMPACT DESIGN




Cooling ASGA12BMWA-B



10m COANDA AIRFLOW TECHNOLOGY | MILDEW RESISTANT FILTER | POWERFUL MODE | QUIET OPERATION | SELF DIAGNOSIS

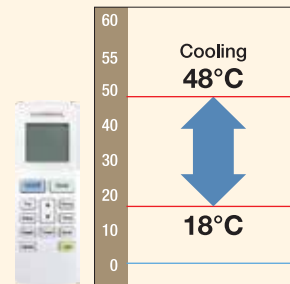
Blue Fin Condenser



Compact Design



Ambient Operating Range



PARAMETERS	UNITS	ASGA12BMWA-B
ISEER Star Rating	-	3
Tonnage	TR	1.0
Power Supply	Ph-Hz-V	1φ-50-230
Running Current	A	4.5
Standard Cooling at 100% Capacity	W	3600
Power Consumption at 100% Capacity	W	1010
EER	W/W	3.56
Rated ISEER	-	3.56
Electricity Consumption per Annum	kWh	782
Moisture Removal	l/hr	1.7
Indoor Airflow Volume-High	m ³ /hr	660
Indoor Airflow Distance	m	10
Indoor Unit Dimensions HxWxD	mm	289x845x209
Indoor Unit Net Weight	kg	11
Outdoor Unit Dimensions HxWxD	mm	540x848x320
Outdoor Unit Net Weight	kg	30
Indoor Noise Level (Quiet)	dB(A)	28
Outdoor Noise Level	dB(A)	48
Outdoor Fan Diameter	mm	395
Outdoor Air Circulation	m ³ /hr	1800
Connection Pipe (Gas, Liquid)	inch	1/2, 1/4
	mm	12.70/6.35
Pipe Length Min~Max (Precharged)	m	3~20 (7.5)
Max Height Difference	m	10
Max Operating Temperature	°C	48°C
Refrigerant Type	-	R32
Compressor Type	-	Rotary
Evaporator & Condenser Type	-	Copper

TECHNICAL SPECIFICATIONS

*Specifications, design and features are subject to change without prior notice for further development. The above models conform to energy labelling as per BEE regulation. Specifications are based on the following conditions. Cooling : Indoor temperature of 27°CDB / 19°CWB, and outdoor temperature of 35°CDB / 24°CWB. Pipe length : 5.0 m Voltage : 230 [V]. Piping can be extended to above length for full efficiency with additional charge of gas and above 10mts/15 mts/20mts as per installation manual. The noise level is the value when measured in an anechoic room.

Hyper Tropical Cassette



360° Turbo Flow Design



Cassette type enables all round flow to blow large airflow in 360° direction by mounting high performance DC fan motor, turbo fan and unique seamless airflow louver design and the gaps between each airflow openings are removed, which enables comfortable air conditioning spread to every corner of the room by circular flow & wide vertical airflow.

Unique Circular Flow design

- ø7mm high density heat exchanger
- New DC fan motor
- High efficient turbo fan
- Seamless airflow louver

Suitable for High Ceiling

12ft

Industry Best

Ceiling Level

Floor Level

Wide Airflow



Seamless Airflow

Corner Airflow

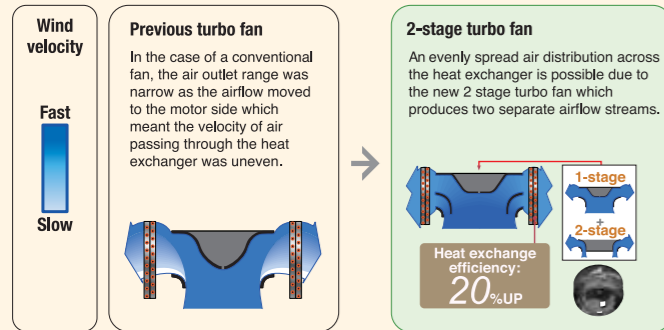


Uniform temperature air conditioning

Eco-Friendly Cassette Air Conditioners

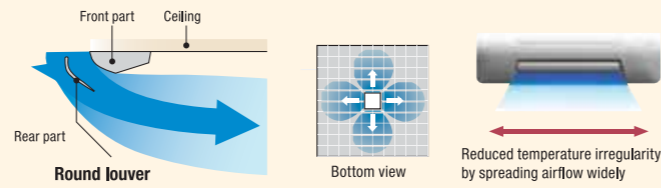
2-Stage Turbo Fan

High efficiency design by 2 stage structure



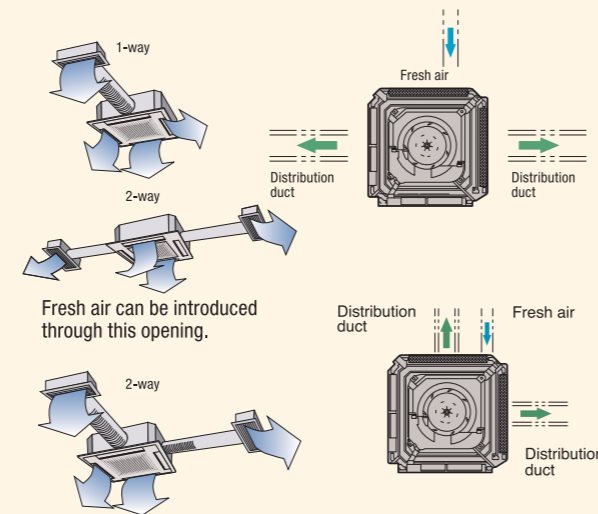
Improvement of the Airflow Distribution

The new louver design enables an airflow that has no air contact with the ceiling. Airflow is moved through the space between the chassis and the ceiling, allowing far and wide airflow distribution.



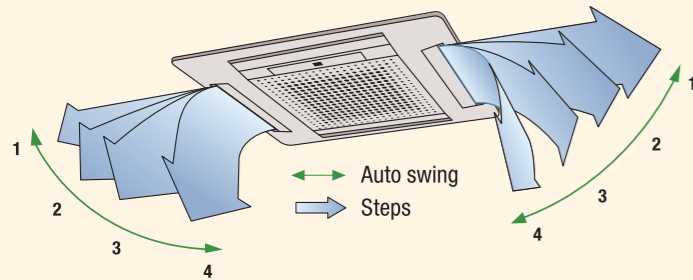
Duct Connection Hole Opening

Conditioned air can be distributed by means of a distribution duct.



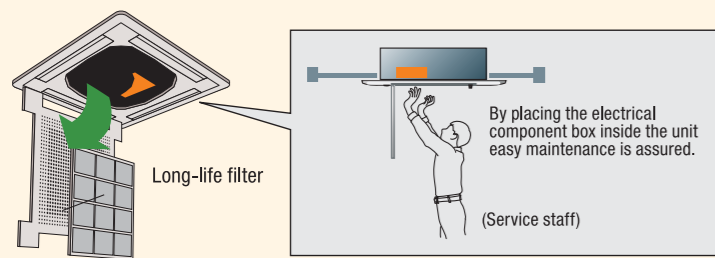
Comfortable Airflow 4 Step Swing

Auto airflow direction and auto swing ensures that supplied air does not blow over the ceiling.



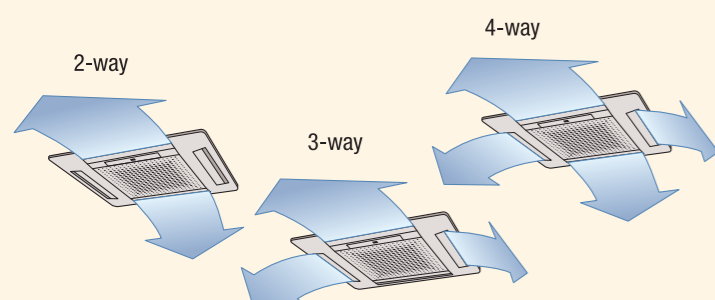
Easy Maintenance

Detachable, washable filter and intake grill. The control box is easily accessible for maintenance work. Wide opening for easy access.

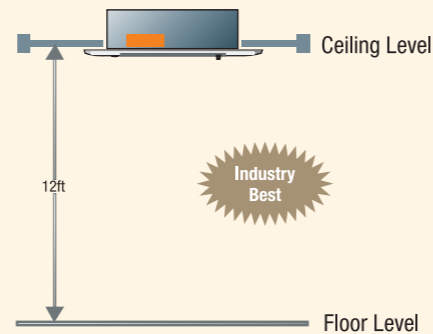


2-4 Way Airflow System

Select 2-way, 3-way or 4-way airflow to suit your needs.

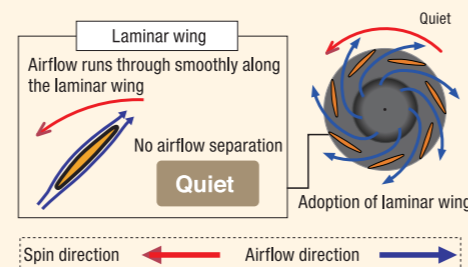


Suitable for High Ceiling



Extremely Quiet

Optimization of wing form (laminar wing type) and wing number (7 blades each) designed by CFD-analysis (fluid) simulations



Large airflow at reduced noise output is achieved by incorporating a large diameter variable pitch turbo fan.

HYPER TROPICAL CASSETTE

EXTREME COOLING | 360° TURBO FLOW



Cooling AUGA25FRTA-B

360° 360° TURBO FLOW

CONNECTABLE DISTRIBUTING DUCT

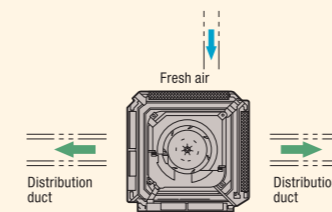
WEEKLY TIMER

QUIET OPERATION

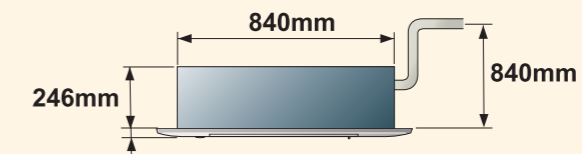
SELF DIAGNOSIS



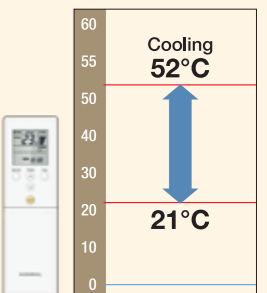
Fresh Air Intake & Distribution Duct



High Lift Drain Pump



Ambient Operating Range

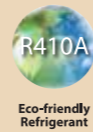


PARAMETERS	UNITS	AUGA25FRTA-B
BEE ISEER Star Rating	-	3.0
Tonnage	TR	2.0
Power Supply	Ph-Hz-V	1φ-50-230
Running Current	A	8.5
Standard Cooling at 100% Capacity	W	6680
	BTU/h	22800
Power Consumption at 100% Capacity	W	1850
EER	W/W	3.61
Rated ISEER		3.61
Electricity Consumption Per Annum	kWh	1432
Moisture Removal	l/h	2.3
Indoor Airflow Volume-High	m³/h	1150
Indoor Unit Dimensions HxWxD	mm	246 × 840 × 840
Indoor Unit Net Weight	kg	24
Grille Dimensions HxWxD	mm	53*950*950
Outdoor Unit Dimensions HxWxD	mm	830 × 900 × 330
Outdoor Unit Net Weight	kg	63
Connection Pipe (Gas, Liquid)	inch	5/8, 1/4
	mm	15.88, 6.35
Pipe Length Min~Max (Pre-charged)	m	7.5~25 (7.5)
Max Height Difference	m	15
Max Operating Temperature	°C	52°C
Refrigerant Type	-	R410A
Compressor Type	-	Hyper Tropical Rotary

*Specifications, design and features are subject to change without prior notice for further development. The above models conform to energy labelling as per BEE regulation. Specifications are based on the following conditions. Cooling : Indoor temperature of 27°CDB / 19°CWB, and outdoor temperature of 35°CDB / 24°CWB. Pipe length : 5.0 m Voltage : 230 [V]. Piping can be extended to above length for full efficiency with additional charge of gas and above 10mts/15 mts/20mts as per installation manual. The noise level is the value when measured in an anechoic room.

ECO FRIENDLY CASSETTE

WIRED REMOTE



Cooling AUG36FUAS / AUG54FUAS

- CONNECTABLE DISTRIBUTING DUCT
- PROGRAM TIMER
- WEEKLY + SETBACK TIMER
- QUIET OPERATION
- SELF DIAGNOSIS

Fresh Air Intake & Distribution Duct

High Lift Drain Pump

830mm x 296mm x 800mm

Wireless Remote (optional) | Wired Remote

Ambient Operating Range

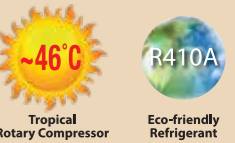
Cooling 43°C to 0°C

TECHNICAL SPECIFICATIONS	PARAMETERS	UNITS	AUG36FUAS	AUG54FUAS
	Tonnage	TR	3.0	4.0
	Power Supply	Ph-Hz-V	3φ-50-400	
	Running Current	A	6.2	9.5
	Standard Cooling at 100% Capacity	W	10500	14500
	Power Consumption at 100% Capacity	W	3740	5160
	EER	W/W	2.81	2.81
	Moisture Removal	l/h	4.0	6.0
	Indoor Airflow Volume-High	m³/h	1500	1700
	Indoor Unit Dimensions HxWxD	mm	296x830x830	296x830x830
	Indoor Unit Net Weight	kg	37	40
	Grille Dimensions HxWxD	mm	35x940x940	35x940x940
	Outdoor Unit Dimensions HxWxD	mm	1165x900x330	1290x900x330
Outdoor Unit Net Weight	kg	80	114	
Connection Pipe (Gas, Liquid)	inch	5/8, 3/8	3/4, 3/8	
	mm	15.88/9.53	19.05/9.53	
Pipe Length Min~Max (Precharged)	m	3~50 (20)	3~50 (20)	
Max Height Difference	m	30	30	
Max Operating Temperature	°C	43°C	43°C	
Refrigerant Type	Non-CFC	R410A	R410A	
Compressor Type	-	Rotary	Scroll	

*Specifications, design and features are subject to change without prior notice for further development. Specifications are based on the following conditions. Cooling : Indoor temperature of 27°CDB / 19°CWB, and outdoor temperature of 35°CDB / 24°CWB. Pipe length : 5.0 m. Voltage : 230 [V]. Piping can be extended to above length for full efficiency with additional charge of gas and above 10mts/15 mts/20mts as per installation manual. The noise level is the value when measured in an anechoic room. Standard length of wired remote is 10m, which can be extended upto 500m. Wire spec is 22 AWG (0.33mm²).

ECO-FRIENDLY WINDOW

COMPACT DESIGN



Cooling AKGB09FAWA-B / AKGB09FAWB-B

Cooling AMGB12FAWA-B / AMGB12FAWB-B

- FRESH AIR INTAKE
- CATECHIN FILTER
- BLUE FIN CONDENSER
- AUTO RESTART
- QUIET OPERATION

Strong Power

The efficiency-improved compressor or heat exchanger quickly changes your room into a comfortable environment. Pursuit of optimum comfort through innovative "Powerful" operation.

Non-Drip Design

Non-drip design No drain piping work is necessary (in humid location or operate for an extended period may require to install a Drain boat for better drainage).

Quiet Operation

Quiet operation is enabled even while the fan is working on high mode. "Quiet" operation enables comfortable sleep.

Blue Condenser Fins

The blue coating on the aluminum fins provides improved anti-rust performance.


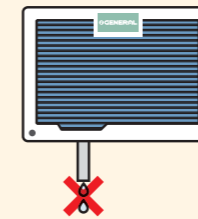
Catechin Filter

The Catechin Filter filtrates pollen and dust particles to keep air fresh.



Wide Airflow

The louver automatically swings to right and left. "Wide airflow". Gives you a comfortable and satisfactory environment.




TECHNICAL SPECIFICATIONS	PARAMETERS	UNITS	AKGB09FAWA-B AKGB09FAWB-B	AMGB12FAWA-B AMGB12FAWB-B
	BEE ISEER Star Rating	-	2	4
	Tonnage	TR	0.75	1.1
	Power Supply	Ph-Hz-V	1φ-50-230	
	Running Current	A	4.1	5.1
	Standard Cooling at 100% Capacity	W	2500	3800
	Power Consumption at 100% Capacity	W	887	1155
	EER	W/W	2.82	3.29
	Rated ISEER	kWh/kWh	2.82	3.29
	Electricity Consumption per Annum	kWh	687	878
	Moisture Removal	l/h	1.0	1.15
	Airflow Volume-High	m³/h	350	650
	Unit Dimensions HxWxD	mm	350x450x580	428x660x700
Unit Net Weight	kg	34	50	
Indoor Noise Level (Quiet)	dB(A)	46	48	
Outdoor Noise Level	dB(A)	52	55	
Max Operating Temperature	°C	46°C	46°C	
Refrigerant Type	Non-CFC	R410A	R410A	
Compressor Type	-	Rotary	Rotary	

*Specifications, design and features are subject to change without prior notice for further development. The above models conform to energy labelling as per BEE regulation. Specifications are based on the following conditions. Cooling : Indoor temperature of 27°CDB / 19°CWB, and outdoor temperature of 35°CDB / 24°CWB. Voltage : 230 [V]. The noise level is the value when measured in an anechoic room.

HYPER TROPICAL WINDOW

EXTREME COOLING | EXTREME AIRFLOW



Cooling AXGT18FHTC-B / AXGT24FHTC-B

SUPER WAVE TECHNOLOGY

REAR CABINET PROTECTION

6 ROW COIL (24FHTC)

MILDEW RESISTANT FILTER

AUTO RESTART



Advanced Technology

Large heat exchanger with 6 row coil

Large and effective propeller fan

Ø395mm Diameter
35mm larger against current model

Super Power / Super Wave

Long louver provides wide airflow

◀ New, long louver

Wide airflow

Rear Cabinet Protection

The only AC with a backside cover for additional protection to heat exchanger from sun and sand.

High Reliability

Adapting super protection against dust and corrosion.

Aluminium bracket motor

Corrosion resistant heat exchanger

High Efficiency Condenser
Ø7mm 3 rows slit fin
Fin pitch: 1.3mm (AXGT18FHTA)

Fujitsu Fan Motor

Efficient, state-of-the-art Fujitsu-Japan fan motor with BSS sealing, CRS ball bearing and aluminum fin.

Mildew Resistant Filter

Prevents mould formation

TECHNICAL SPECIFICATIONS	PARAMETERS	UNITS	AXGT18FHTC-B	AXGT24FHTC-B
	BEE ISEER Star Rating	-	3	3
	Tonnage	TR	1.5	2.0
	Power Supply	Ph-Hz-V	1φ-50-230	
	Running Current	A	8.2	9.9
	Standard Cooling at 100% Capacity	W	5370	6450
	Power Consumption at 100% Capacity	W	1800	2220
	EER	W/W	2.98	2.91
	Rated ISEER	kWh/kWh	2.98	2.91
	Electricity Consumption per Annum	kWh	1394	1719
	Moisture Removal	l/h	2.0	2.0
	Airflow Volume-High	m³/h	940	990
	Unit Dimensions HxWxD	mm	455x670x710	455x670x710
	Unit Net Weight	kg	56	62
Indoor Noise Level (Quiet)	dB(A)	51	53	
Outdoor Noise Level	dB(A)	56	59	
Max Operating Temperature	°C	55°C	55°C	
Refrigerant Type	Non-CFC	R410A	R410A	
Compressor Type	-	Advanced Hyper Tropical Rotary	Advanced Hyper Tropical Rotary	

FEATURE PACKED REMOTE CONTROLLERS

Inverter Split Air Conditioners



EFFICIENT & TROPICAL INVERTER

(ASGG12/14/18/24CGTA-B)

(ASGG12/18CPTA-B)

(ASGG24CPTA-B)

INVERTER - HOT & COLD

(ASGG18/24/LFCD-B)

(ASGG30LFCE-B)

HYPER TROPICAL INVERTER WITH CPTA TECHNOLOGY

(ASGG12/18CPTA-B)

(ASGG24CPTA-B)

HYPER TROPICAL INVERTER

(ASGG14/18/24CLCA-B)

Fixed Speed Split Air Conditioners

TROPICAL INNOVATION SPLIT

(ASGA18/24/30/36FUTC-B, ASGA18/30FUTD-B)

HYPER TROPICAL SPLIT

(ASGA18/22FTTC-B, ASGA22FTTD-B)

ECO-FRIENDLY SPLIT

(ASGA12BMWA-B)

HYPER TROPICAL CASSETTE

(AUGA25FRTA-B)

*Specifications, design and features are subject to change without prior notice for further development. The above models conform to energy labelling as per BEE regulation. Specifications are based on the following conditions. Cooling : Indoor temperature of 27°CDB / 19°CWB, and outdoor temperature of 35°CDB / 24°CWB. Voltage : 230 [V]. The noise level is the value when measured in an anechoic room.

Feature Explanation



Up / Down Swing Flaps
The up/down flaps automatically swing up and down.



Left / Right Swing Flaps
The left / right flaps automatically swing left and right.



Double Swing Automatic - 3d
Complex swing action of flaps enables automatic swing in both horizontal and vertical directions, which enables 30 unique configurations



Automatic Airflow Adjustment
The micro-computer automatically adjusts the airflow effectively to follow the changes in room temperature.



Auto Restart
In the event of a temporary power failure, the air conditioner will automatically restart in the same operating mode as before, once the power supply is restored.



Auto-Changeover
The unit automatically switches between heating and cooling modes based on the temperature setting and the room temperature



10°C Heat Operation
The room temperature can be set to go no lower than 10°C, thus ensuring that the room does not get too cold when not occupied.



Fresh Air Intake
Fresh air can be taken in by a fan which can be connected using an external control unit.



Economy Mode
Limits the maximum operation current, and performs operations with the power consumption suppressed.



Powerful Mode
Operates at maximum airflow and compressor speed to quickly make the room comfortable.



Sleep Timer
The micro-computer gradually changes the room temperature automatically to afford a comfortable night's sleep.



Program Timer
This digital timer allows selection of one of four options: ON, OFF, ON→OFF or OFF→ON.



Long Pipe
Easy and extended location of indoor unit to outdoor unit with full efficiency.



Removable and Washable Panel
Easy removal and cleaning of the flat front panel of the IDU.



Weekly + Setback timer
Weekly + Setback timer can set temperature for two time spans and for each day of the week.



AFM Technology
Advanced Frequency Modulation Technology increases the maximum speed and efficiency of the compressor.



Connectable Distributing Duct
Can make extension of supply air.



Weekly Timer
Different ON-OFF times can be set for each day.



Rear Cabinet Protection
To protect the coil from damages due to sun and sand.



Mildew Resistant Filter
Prevents mold formation.



Power Diffuser
An additional louver that opens based on monitoring sensors to quickly enhance immediate comfort needs.



Apple-Catechin Filter
The Apple-catechin filter uses static electricity to clean fine particles and dust in the air.



5 Speed Control
Provides airflow control in 5 steps from powerful to quiet operation.



6 Speed Control
Provides airflow control in 6 steps from powerful to quiet operation.



Connectable Fresh Air Duct



Super Wave Technology
The unique design of the vertical louvers in front will enable the air sweep at wider angle for better distribution.



Blue Fin Condenser
Adoption of strong blue fin hydrophilic coated heat exchanger provides protection against rust and salt damage.



Anti Corrosion IDU
Prevents refrigerant leak by coating the heat exchanger with an epoxy resin.



Power Airflow Dual Flaps
Can flatten out during cooling operation to deliver cool air to the corners of the room.



Wide Angle Louvers
The smoothly curved wide angle louvers provide wide airflow coverage for effective cooling independent of indoor unit placement in room.



Dry Function
Automatically reduces the level of humidity and maintains the preset temperature.



Quiet Operation
High efficiency fan construction and large independently driven diffuser ensures quiet operation.



Corrosion Resistant ODU
The outdoor unit's heat exchanger fins are processed with special coating to avoid salt and acid corrosion.



Compressor Insulation Blanket
Sound insulation blanket and rubber mounting on compressor, reduces the noise.



Condenser Protection Grill
Protects the condenser from damage



Powder Coated Outdoor Unit
Powder coated body ensures extra protection from corrosion.



Inner Groove Copper Tube
IGT copper tube heat exchanger ensures better performance.



BLDC Motor Indoor Unit
Specially designed BLDC motor for smooth & energy efficient operation.



Wireless Remote Controller
For ease of operation.



Wired Remote Controller
Programmable wired remote, for ease of operation in busy commercial spaces.



Coanda Airflow technology
Cold air is discharged along the ceiling and is delivered far away for long reach and comfortable cooling and to avoid direct air blast on body.



Hyper Tropical Spec
Tropical design for high ambient operation upto 52°C.



Tropical Spec
Tropical design for high ambient operation upto 46°C/48°C.



Advanced Hyper tropical spec
Tropical design for high ambient operation upto 55°C.



Energy Saving mode
This mode raises the set temperature slightly in the cooling mode and lowers the set temperature in the heating mode to economically control the operation of the unit.



Dual suction Intake Design
Warm air is sucked in through dual intakes enabling larger volume of air to be cooled for fast and effective cooling



Ion Deodorization Filter
The filter deodorizes by powerfully decomposing absorbed odors using the oxidizing and reducing effects of ions generated by the ultra-fine-particle ceramic.



Auto Moisture Prevent
During Cooling and Dry modes if the vertical air direction louvers are operated outside their proper operating range of (1) - (3) for more than 20 minutes, they will automatically return to the (3) level in order to prevent moisture condensation and water dropping from the air outlet. This can be disabled by following simple steps as mentioned in the operation manual.



Human Sensor
Human sensor detects movement of people in the room and judges whether energy saving operation is required or not.



6 Row Coil
Enables faster and efficient cooling.



Filter Sign
Indicates the filter cleaning period by lamp.



Self Diagnosis
Enables automatic detection of errors in the unit for easy trouble shooting.



Washable Panel
Since the front panel is easy to remove, maintenance is also easy.



360° Turbo Flow
All round airflow in 360° direction.



Silicon Coated PCB
Silicon coating on PCB protects from dust, water and humidity.

Feature Summary

FEATURES	INVERTER - COOLING			INVERTER-HOT & COLD	SPLIT - COOLING			CASSETTE - COOLING	
	ASGG12CGTA-B ASGG14CGTA-B ASGG18CGTA-B ASGG24CGTA-B	ASGG14CLCA-B ASGG18CLCA-B ASGG24CLCA-B	ASGG12CPTA-B ASGG18CPTA-B ASGG24CPTA-B	ASGG18LFCD-B ASGG24LFCD-B ASGG30LFCE-B	ASGA18FUTC-B ASGA18FUTC-B ASGA24FUTC-B ASGA30FUTC-B ASGA36FUTC-B	ASGA18FTTC-B ASGA22FTTC-B ASGA22FTTD-B	ASGA12BMWA-B	AUG25FRTA-B	AUG36FUAS AUG54FUAS
UP / DOWN FLAPS	○	○	○	○	○	○	○	○	○
LEFT / RIGHT SWING FLAPS	-	-	○ (24)	-	○	○	-	-	-
DOUBLE SWING AUTOMATIC -3D	○ (24)	-	○ (24)	○	○	○	-	-	-
360 TURBO FLOW	-	-	-	-	-	SINGLE	-	○	-
POWER AIRFLOW-DUAL FLAPS	SINGLE	○	SINGLE	○	○	SINGLE	SINGLE	-	-
WIDE ANGLE LOUVERS	○	○	○	○	○	○	○	○	-
POWER DIFFUSER	-	-	-	○	-	○	-	-	-
AUTOMATIC AIRFLOW ADJUSTMENT	○	○	○	○	○	○	○	○	○
10C HEAT OPERATION	-	-	-	○	-	-	-	-	-
COMPRESSOR INSULATION BLANKET	○	○	○	○	○	○	○	○	○
QUIET OPERATION	○	○	○	○	○	○	○	○	○
DRY FUNCTION	○	○	○	○	○	○	○	○	○
AUTO - CHANGEOVER	-	-	-	○	-	-	-	-	-
AUTO - MOISTURE PREVENTION	-	-	-	○	-	○	-	-	-
CONNECTABLE DISTRIBUTING DUCT	-	-	-	-	-	-	-	○	○
CONNECTABLE FRESH AIR DUCT	-	-	-	-	-	-	-	○	○
ENERGY SAVING MODE	-	-	-	-	-	-	-	-	○
ADVANCED FREQUENCY MODULATION	○	○	○	○ (24)	-	-	-	-	-
COANDA AIRFLOW	○ 10m/10m/15m/15m	○ 10m/15m/15m	○ 10m/15m/15m	○ 15m	○ 18m/20m/25m/25m	○ 15m	○ 10m	-	-
MILDEW RESISTANT FILTER	○	○	○	○	○	○	○	○	○
ION DEODORIZATION FILTER	-	-	-	○	-	-	-	-	-
APPLE - CATECHIN FILTER	-	-	-	○	-	-	-	-	-
FAN SPEED CONTROL	5	5	5	4	6	-	5	4	4
WASHABLE PANEL	-	○	○	○	-	○	○	○	○
SLEEP TIMER	○	○	○	○	○	○	○	-	-
HUMAN SENSOR	○	-	-	-	-	-	-	-	-
ECONOMY MODE	○	○	○	○	-	-	-	○	-
FILTER SIGN	-	-	○	○	-	-	-	○	-
WIRELESS REMOTE CONTROLLER	○	○	○	○	○	○	○	○	-
WIRED REMOTE CONTROLLER	-	-	-	-	-	-	-	-	○
AUTO RESTART	○	○	○	○	○	○	○	-	○
LONG PIPE	○ (18/24)	-	○	○	○	○	-	○	○
PROGRAM TIMER	○	○	○	○	○	○	○	-	○
WEEKLY TIMER	○	-	-	-	-	-	-	○	-
WEEKLY + SETBACK TIMER	-	-	-	-	-	-	-	-	○
ANTI CORROSION TREATMENT FOR ODU AND HEAT EXCHANGER FINS	○	○	○	○	○	○	○	○	○
ANTI CORROSION IDU	-	-	○	-	-	-	-	-	-
POWDER COATED OUTDOOR UNIT	○	○	○	○	○	○	○	○	○
SILICON COATED PCB	-	-	○	-	-	-	-	-	-
BLUE FIN CONDENSER	-	-	○	○ (30)	○	-	-	-	-
CONDENSOR PROTECTION GRILL	-	-	○	-	-	-	-	-	-
POWERFUL MODE	○	○	○	-	○	○	○	-	-
BLDC MOTOR INDOOR UNIT	○	○	○	○	-	-	-	○	-
INNER GROOVE COPPER UNIT	○	○	○	○	○	○	○	○	○
DUAL SUCTION INTAKE DESIGN	-	-	-	-	○	-	-	-	-
SELF DIAGNOSIS	○	○	○	○	○	○	○	○	○
OPERATING VOLTAGE RANGE	155V-265V	155V-265V	155V-280 V (12/18) 155V-265V (24)	198V-264V	198V-264V	198V-264V	185V-264V	155V-265V	400V
TROPICAL SPEC	52AC	52AC	55AC	46AC	52AC	52AC	48AC	52AC	43AC

